



Technical Data for Configuring Alfabet with Alfabet Expand

Alfabet Reference Manual

Documentation Version Alfabet 10.11.0

Copyright © 2013 - 2021 Software AG, Darmstadt, Germany and/or Software AG USA Inc., Reston, VA, USA, and/or its subsidiaries and or/its affiliates and/or their licensors.

Use, reproduction, transfer, publication or disclosure is prohibited except as specifically provided for in your License Agreement with Software AG.

The name Software AG and all Software AG product names are either trademarks or registered trademarks of Software AG and/or Software AG USA Inc. and/or its subsidiaries and/or its affiliates and/or their licensors. Other company and product names mentioned herein may be trademarks of their respective owners.

This software may include portions of third-party products. For third-party copyright notices, license terms, additional rights or restrictions, please refer to "License Texts, Copyright Notices and Disclaimers of Third Party Products". For certain specific third-party license restrictions, please refer to section E of the Legal Notices available under "License Terms and Conditions for Use of Software AG Products / Copyright and Trademark Notices of Software AG Products". These documents are part of the product documentation, located at <http://softwareag.com/licenses> and/or in the root installation directory of the licensed product(s).

Software AG products provide functionality with respect to processing of personal data according to the EU General Data Protection Regulation (GDPR). Where applicable, appropriate steps are documented in the respective administration documentation.

CONVENTIONS USED IN THE DOCUMENTATION

Convention	Meaning
Bold	Used for all elements displayed in the Alfabet interface including, for example, menu items, tabs, buttons, dialog boxes, page view names, and commands. Example: Click Finish when setup is completed.
<i>Italics</i>	Used for emphasis, titles of chapters and manuals. this Example: see the <i>Administration</i> reference manual.
Initial Capitals	Used for attribute or property values. Example: The object state <code>Active</code> describes...
All Capitals	Keyboard keys Example: CTRL+SHIFT
File > Open	Used for menu actions that are to be performed by the user. Example: To exit an application, select File > Exit
< >	Variable user input Example: Create a new user and enter <User Name>. (Replace < > with variable data.)
	This is a note providing additional information.
	This is a note providing procedural information.
	This is a note providing an example.
	This is a note providing warning information.

TABLE OF CONTENTS

Chapter 1: Introduction	8
Chapter 2: Mapping of Classes to Alfabet Capabilities	9
Enterprise Architecture Management	9
IT Governance, Risk and Compliance	13
Portfolio Management Basic	16
Portfolio Management Advanced	22
Portfolio Management Complete	23
IT Planning Basic	23
IT Planning Advanced	25
IT Planning Complete	27
Basic Classes	30
Chapter 3: Business Functions and Their Sub-Functionalities	35
Chapter 4: Overview of Configurable Features for Object Classes	69
Chapter 5: Standard Class Keys of Protected Alfabet Object Classes	128
Chapter 6: Overview of Protected Enumerations	156
Protected Enumeration: AlfaDocCategory	157
Protected Enumeration: AppGroupType	158
Protected Enumeration: BusinessDataAttributeCardinality	159
Protected Enumeration: BusinessDataAttributeType	159
Protected Enumeration: ComponentTestResult	159
Protected Enumeration: ComponentTestType	159
Protected Enumeration: ContractDeliverableUnit	159
Protected Enumeration: ContractDependencyType	160
Protected Enumeration: ContractPaymentType	160
Protected Enumeration: CustomDiagramViewType	160
Protected Enumeration: DRP_Access	160
Protected Enumeration: DRP_ArchivalRule	160
Protected Enumeration: DRP_Storage	161
Protected Enumeration: DRP_EncryptionLevel	161
Protected Enumeration: DRP_Time	161
Protected Enumeration: DemandClassification	161
Protected Enumeration: DemandPriority	161
Protected Enumeration: DiscussionGroupType	162
Protected Enumeration: DomainType	162
Protected Enumeration: EnvironmentDefClasses	162
Protected Enumeration: IssuePriority	162
Protected Enumeration: NetworkSpatialScope	162
Protected Enumeration: OperationParameterType	163
Protected Enumeration: PersonAvailabilityState	163
Protected Enumeration: PrincipleType	163
Protected Enumeration: PRJG_Type	163
Protected Enumeration: ProjectDependencyType	163
Enumeration: ProjectArchitectureChangeCategory	163

Protected Enumeration: Probability	164
Protected Enumeration: RQICTO_Priority	164
Protected Enumeration: RQICTO_Classification	164
Protected Enumeration: RQICTO_RequestedObjectTypes	164
Protected Enumeration: ServiceProductGroupType	164
Protected Enumeration: TimeSeriesGroup	164
Protected Enumeration: Feedback_ContactUs_Type	165
Chapter 7: Page Views Assigned to Explorer Root Nodes	166
Chapter 8: Alfabet Page Views with Preconfigured Editing and Navigation Behavior	169
Chapter 9: Standard Views Accessible via Administrative User Profiles	195
Chapter 10: Available Standard Reports for Base Object Classes in Configured Reports	203
Chapter 11: Overview of Preconfigured Text Templates and Their Variables	207
Text Templates for Activation of User Passwords	210
Protected Text Template: ActivationEmailNewPassword	211
Protected Text Template: ActivationEmailURLLink	211
Text Templates for Assignments	212
Protected Text Template: AssignmentNew	213
Protected Text Template: AssignmentNoteCreated	214
Protected Text Template: AssignmentReassigned	215
Protected Text Template: AssignmentReminderNotification	216
Protected Text Template: AssignmentsReturned	217
Protected Text Template: AssignmentStatusChanged	218
Text Templates for Workflows	219
Protected Text Template: WorkflowActivityNew	220
Protected Text Template: WorkflowChangeOwner	222
Protected Text Template: WorkflowFinished	224
Protected Text Template: WorkflowPaused	226
Protected Text Template: WorkflowReminder	228
Protected Text Template: WorkflowResumed	230
Protected Text Template: WorkflowStepDelegated	232
Protected Text Template: WorkflowStepEscalated	234
Protected Text Template: WorkflowStepRefused	237
Text Templates for Discussions	239
Protected Text Template: DSC_ActivationStandard	240
Protected Text Template: DSC_ContributionNotification	241
Text Templates for Business Support Maps	242
Protected Text Template: IMapNoteCreated	243
Text Templates for Consistency Monitors	245
Protected Text Template: ConsistencyMonitorDefault	246
Protected Text Template: ConsistencyMonitorMail	247
Text Templates for Notification Monitors	248
Protected Text Template: NotificationMonitorDefault	249
Text Templates for Activity, Inactivity, and Date Monitors	249
Protected Text Template: MonitorObjectChanged	250
Protected Text Template: MonitorObjectCountdownReview	251
Protected Text Template: MonitorObjectDateAlert	252
Protected Text Template: MonitorObjectNotChanged	253

Text Templates for the Feedback Bot	254
Private Text Template: FeedbackBot_ContactForm	255
Private Text Template: FeedbackBot_SpecificFeedback	255
Text Templates for Organizational Changes	257
Protected Text Template: ASMT_ORG_Application	258
Protected Text Template: ASMT_ORG_BusinessProcess	259
Protected Text Template: ASMT_ORG_Demand	259
Protected Text Template: ASMT_ORG_Goal	260
Protected Text Template: ASMT_ORG_ICTObject	261
Protected Text Template: ASMT_ORG_Map	261
Protected Text Template: ASMT_ORG_MarketProduct	262
Protected Text Template: ASMT_ORG_Organization	262
Protected Text Template: ASMT_ORG_Project	263
Protected Text Template: ASMT_ORG_Solution	264
Protected Text Template: ASMT_ORG_Strategy	264
Protected Text Template: ASMT_ORG_Strategic_TacticalBS	265
Protected Text Template: ASMT_ORG_VirtualOrganization	265
Protected Text Template: ASMT_ORG_Artifact	266
Protected Text Template: ASMT_ORG_Change	267
Text Templates for Business Process Changes	267
Protected Text Template: ASMT_PROC_Application	268
Protected Text Template: ASMT_PROC_BusinessProcess	269
Protected Text Template: ASMT_PROC_Component	270
Protected Text Template: ASMT_PROC_Demand	270
Protected Text Template: ASMT_PROC_Map	271
Protected Text Template: ASMT_PROC_Organization	272
Protected Text Template: ASMT_PROC_Project	272
Protected Text Template: ASMT_PROC_Strategic_TacticalBS	273
Protected Text Template: ASMT_PROC_Artifact	273
Protected Text Template: ASMT_PROC_Change	274
Protected Text Template: TextTemp_ObjectChangeDefaultResponsible	275
Chapter 12: Overview of GUI Scheme Attributes	276
Attributes Displayed in the Grid Section: Application	277
Attributes Displayed in the Grid Section: Application Header	289
Attributes Displayed in the Grid Section: AlfaBot and Automated Assistant Positions	294
Attributes Displayed in the Grid Section: Caption Styling	294
Attributes Displayed in the Grid Section: Cockpits	296
Attributes Displayed in the Grid Section: Dataset Header Design	296
Attributes Displayed in the Grid Section: Data Rows Highlighting	296
Attributes Displayed in the Grid Section: Explorer Tree	299
Attributes Displayed in the Grid Section: Floating Presentation Toolbar	299
Attributes Displayed in the Grid Section: Global Control Skins	300
Attributes Displayed in the Grid Section: Light-Weight Text Pop-Ups	301
Attributes Displayed in the Grid Section: Login Form	302
Attributes Displayed in the Grid Section: Logos	306
Attributes Displayed in the Grid Section: Message Boxes	308
Attributes Displayed in the Grid Section: Popup Window	310
Attributes Displayed in the Grid Section: Presentation Gantt	311
Attributes Displayed in the Grid Section: Presentation Matrix	311

Attributes Displayed in the Grid Section: Secondary Window Skins	312
Attributes Displayed in the Grid Section: Slide-In Toolbar	318
Attributes Displayed in the Grid Section: Toolbars	319
Attributes Displayed in the Grid Section: View Tabs	320
Attributes Displayed in the Grid Section: Windows Caption Styling	322
Chapter 13: Overview of Views Available for Project Management	324
Standard Workspaces and Views Available for Projects	324
Standard Workspaces and Views Available for Project Baselines	335
Standard Workspaces and Views Available for Project Scenarios	340
Standard Workspaces and Views Available for Project Solutions	347
Chapter 14: Overview of Monitored Contexts	358
Chapter 15: Workflow Diagram Capability	360
Diagram Menu	360
Edit Menu	360
View Menu	361
Format Menu	362
Diagram Property Window	364

Chapter 1: Introduction

This reference manual is an addendum to the reference manual *Configuring Alfabet with Alfabet Expand*. It provides various tables with information that will help you configure your Alfabet solution. The following information is available:

- [Mapping of Classes to Alfabet Capabilities](#)
- [Business Functions and Their Sub-Functionalities](#)
- [Overview of Configurable Features for Object Classes](#)
- [Standard Class Keys of Protected Alfabet Object Classes](#)
- [Overview of Protected Enumerations](#)
- [Page Views Assigned to Explorer Root Nodes](#)
- [Alfabet Page Views with Preconfigured Editing and Navigation Behavior](#)
- [Standard Views Accessible via Administrative User Profiles](#)
- [Available Standard Reports for Base Object Classes in Configured Reports](#)
- [Overview of Preconfigured Text Templates and Their Variables](#)
- [Overview of GUI Scheme Attributes](#)
- [Overview of Views Available for Project Management](#)
- [Overview of Monitored Contexts](#)
- [Workflow Diagram Capability](#)

Chapter 2: Mapping of Classes to Alfabet Capabilities

Each Alfabet object class is assigned to one of Alfabet's go-to-market capabilities. The following displays each capability and the object classes assigned to it. Please note that some object classes are not mapped to a capability. These object classes are listed in the section Basic Classes and are available regardless of the capabilities your enterprise has purchased.

Enterprise Architecture Management

Capability	Class Name	Class Caption
Application Architecture Definition	Application	Application
Application Architecture Definition	ApplicationDiagram	Application Diagram
Application Architecture Definition	BusinessSupport	Operational Business Support
Application Architecture Definition	CustomApplicationDiagram	Application Diagram
Application Architecture Definition	Deployment	Deployment
Application Architecture Definition	DeploymentDiagram	Deployment Diagram
Application Architecture Definition	ICTObject	ICT Object
Application Architecture Definition	ICTObjectCategory	ICT Object Category
Application Architecture Definition	LocalComponent	Local Component
Application Architecture Definition	Peripheral	Peripheral

Capability	Class Name	Class Caption
Application Architecture Definition	SimpleDeployment	Simple Deployment
Application Architecture Definition	Stack	Stack
Information Architecture Definition	BusinessData	Business Data
Information Architecture Definition	BusinessObject	Business Object
Information Architecture Definition	ConnectionDataFormat	Connection Data Format
Information Architecture Definition	ConnectionFrequency	Connection Frequency
Information Architecture Definition	ConnectionMethod	Connection Method
Information Architecture Definition	ConnectionType	Connection Type
Information Architecture Definition	InformationFlow	Information Flow
Information Architecture Definition	InterfaceSystem	Interface System
Technology Architecture Definition	Component	Component
Technology Architecture Definition	DeploymentElement	Deployment Element
Technology Architecture Definition	DeploymentInformationFlow	Deployment Information Flow

Capability	Class Name	Class Caption
Technology Architecture Definition	Device	Device
Technology Architecture Definition	DeviceDiagram	Device Diagram
Technology Architecture Definition	Network	Network
Technology Architecture Definition	NetworkDiagram	Network Diagram
Technology Architecture Definition	NetworkRoute	Network Route
Technology Architecture Definition	Platform	Platform
Technology Architecture Definition	PlatformDiagram	Platform Diagram
Technology Architecture Definition	PlatformElement	Platform Element
Technology Architecture Definition	PlatformInformationFlow	Platform Information Flow
Technology Architecture Definition	PlatformLayer	Platform Layer
Technology Architecture Definition	PlatformTemplate	Platform Template
Technology Architecture Definition	PlatformTier	Platform Tier
Technology Architecture Definition	Service	Technical Service

Capability	Class Name	Class Caption
Technology Architecture Definition	ServiceDataTypes	Technical Service Data Types
Technology Architecture Definition	ServiceOperation	Technical Service Operation
Technology Architecture Definition	ServiceOperationMethod	Technical Service Operation Method
Technology Architecture Definition	ServiceOperationMethodParameter	Technical Service Operation Method Parameter
Technology Architecture Definition	StackElement	Stack Element
Technology Architecture Definition	StackItem	Stack Item
Technology Architecture Definition	StandardPlatform	Standard Platform
Technology Architecture Definition	StandardPlatformDiagram	Standard Platform Diagram
Business Process Definition	BusinessDocument	Business Document
Business Process Definition	BusinessProcess	Business Process
Business Process Definition	BusinessProcessDiagram	Business Process Diagram
Business Process Definition	BusinessProcessGroup	Business Process Group
Business Process Definition	BusinessProcessModel	Business Process Model
Business Process Definition	BusinessProcessModelVersion	Business Process Model Version

Capability	Class Name	Class Caption
Business Process Definition	BusinessProcessVariant	Business Process Variant
Business Process Definition	BusinessProcessVersion	Business Process Version
Business Process Definition	BusinessRole	Business Role
Organization Definition	LegalOwnership	Legal Ownership
Organization Definition	OrgaUnit	Organization

IT Governance, Risk and Compliance

Capability	Class Name	Class Caption
Application Risk Management	IndicatorLookupTable	Indicator Lookup Table
Application Risk Management	Risk	Risk
Application Risk Management	RiskClassSetting	Class-Based Risk Management Template
Application Risk Management	RiskGroup	Risk Management Group
Application Risk Management	RiskManagementTemplate	Risk Management Template
Application Risk Management	RiskMitigation	Risk Mitigation
Application Risk Management	RiskObject	Risk Object

Capability	Class Name	Class Caption
Application Risk Management	RiskSet	Risk Template
Application Risk Management	Threat	Threat
Application Risk Management	ThreatGroup	Threat Group
Project Risk Management	IndicatorLookupTable	Indicator Lookup Table
Project Risk Management	MilestoneHistory	Milestone History Object
Project Risk Management	ProjectIndicator	Project Indicator
Project Risk Management	Risk	Risk
Project Risk Management	RiskClassSetting	Class-Based Risk Management Template
Project Risk Management	RiskGroup	Risk Management Group
Project Risk Management	RiskManagementTemplate	Risk Management Template
Project Risk Management	RiskMitigation	Risk Mitigation
Project Risk Management	RiskObject	Risk Object
Project Risk Management	RiskSet	Risk Template
Information Risk Management	DataRetentionPolicy	Data Retention Policy
Information Risk Management	IndicatorLookupTable	Indicator Lookup Table

Capability	Class Name	Class Caption
Information Risk Management	Risk	Risk
Information Risk Management	RiskClassSetting	Class-Based Risk Management Template
Information Risk Management	RiskGroup	Risk Management Group
Information Risk Management	RiskManagementTemplate	Risk Management Template
Information Risk Management	RiskMitigation	Risk Mitigation
Information Risk Management	RiskObject	Risk Object
Information Risk Management	RiskSet	Risk Template
Compliance Management	ComplianceControl	Compliance Control
Compliance Management	ComplianceControllInstance	Compliance Project Control
Compliance Management	ComplianceControlSet	Compliance Control Set
Compliance Management	ComplianceControlSet-Instance	Compliance Project
Compliance Management	ComplianceDomain	Compliance Domain
Compliance Management	ComplianceIndicator	Compliance Indicator
Compliance Management	CompliancePolicy	Compliance Policy

Portfolio Management Basic

Capability	Class Name	Class Caption
Business Capability Management	BFActivity	Activity
Business Capability Management	BFAssociation	Association
Business Capability Management	BFCategory	Business Function Category
Business Capability Management	BFEvent	Event
Business Capability Management	BFFlow	Flow
Business Capability Management	BFGateway	Gateway
Business Capability Management	BFMessageFlow	Message Flow
Business Capability Management	BFSequenceFlow	Sequence Flow
Business Capability Management	BFSERVICEACTIVITY	Service Activity
Business Capability Management	BPRule	Business Process Rule
Business Capability Management	BusinessAppraisal	Business Appraisal
Business Capability Management	BusinessCapabilityMap	Capability Map

Capability	Class Name	Class Caption
Business Capability Management	BusinessFunction	Business Function
Business Capability Management	BusinessProcessServiceDiagram	Business Process Service Diagram
Business Capability Management	BusinessService	Business Service
Business Capability Management	CapabilityAspect	Capability Aspect
Business Capability Management	CapabilityIndicator	Capability Indicator
Business Capability Management	Domain	Domain
Business Capability Management	DomainApplicationDiagram	Domain Application Diagram
Business Capability Management	DomainFunctionDiagram	Domain Function Diagram
Business Capability Management	DomainGroup	Domain Group
Business Capability Management	FunctionalModule	Functional Module
Business Capability Management	IFTargetService	Targeted Business Service
Business Capability Management	Operation	Business Function Operation
Business Capability Management	OperationParameter	Operation Parameter

Capability	Class Name	Class Caption
Business Capability Management	ServiceMapping	Service Mapping
Business Capability Management	ValueStream	Value Stream
Business Capability Management	ValueStreamCondition	Value Stream Condition
Business Capability Management	ValueStreamGroup	Value Stream Group
Business Capability Management	ValueStreamStep	Value Stream Step
Business Capability Management	ValueStreamValue	Value Stream Delivered Value
Application Portfolio Governance	ApplicationGroup	Application Group
Application Portfolio Governance	ICTObjectGroup	ICT Object Group
Application Portfolio Governance	PeripheralGroup	Peripheral Group
Information Portfolio Governance	BusinessDataAttribute	Business Data Attribute
Information Portfolio Governance	BusinessDataUsage	Business Data Usage
Information Portfolio Governance	BusinessObjectCategory	Business Object Category
Information Portfolio Governance	ProposedInformationFlow	Proposed Information Flow

Capability	Class Name	Class Caption
Technology Portfolio Governance	ComponentCatalog	Component Catalog
Technology Portfolio Governance	ComponentCatalogElement	Component Catalog Element
Technology Portfolio Governance	ComponentCategory	Component Category
Technology Portfolio Governance	ComponentGroup	Component Group
Technology Portfolio Governance	ComponentTest	Component Test
Technology Portfolio Governance	DeviceComposition	Device Composition
Technology Portfolio Governance	DeviceDetail	Device Detail
Technology Portfolio Governance	DeviceGroup	Device Group
Technology Portfolio Governance	EnvironmentDef	Technical Environment Definition
Technology Portfolio Governance	EnvironmentItem	Technical Environment Item
Technology Portfolio Governance	EnvironmentItemDef	Technical Environment Definition Item
Technology Portfolio Governance	ICTObjectCatalogElement	ICT Object Catalog Element
Technology Portfolio Governance	ITCapability	IT Capability

Capability	Class Name	Class Caption
Technology Portfolio Governance	ITCapabilityMap	Technology Support Map
Technology Portfolio Governance	ITCapabilityMapFolder	Technology Support Map Folder
Technology Portfolio Governance	ITCapUsage	IT Capability Usage
Technology Portfolio Governance	MasterPlatform	Master Platform
Technology Portfolio Governance	MasterPlatformCategory	Master Platform Category
Technology Portfolio Governance	MasterPlatformElement	Master Platform Element
Technology Portfolio Governance	PlatformCatalogElement	Standard Platform Catalog Element
Technology Portfolio Governance	PlatformElementDependency	Platform Element Dependency
Technology Portfolio Governance	ProposedLocalComponent	Proposed Local Component
Technology Portfolio Governance	StandardPlatformCategory	Standard Platform Category
Technology Portfolio Governance	Technology	Technology
Technology Portfolio Governance	TechnologyGroup	Technology Group
Architecture Evaluation	AspectIndicator	Aspect Indicator

Capability	Class Name	Class Caption
Architecture Evaluation	ColorRule	Color Rule
Architecture Evaluation	ColorRuleGroup	Color Rule Group
Architecture Evaluation	ColorRuleResult	Color
Architecture Evaluation	DiagramView	Diagram View
Architecture Evaluation	DiagramViewItem	Diagram View Item
Architecture Evaluation	EvaluationType	Evaluation Type
Architecture Evaluation	FrameworkGroup	Framework Group
Architecture Evaluation	FWG_NavigationDiagram	Framework Group Navigation Diagram
Architecture Evaluation	Indicator	Indicator
Architecture Evaluation	IndicatorTimeSeries	Time Series Period
Architecture Evaluation	IndicatorType	Indicator Type
Architecture Evaluation	IndicatorTypeComputationRule	Computation Rule
Architecture Evaluation	ITPortfolio	Portfolio
Architecture Evaluation	PrioritizationScheme	Prioritization Scheme
Architecture Evaluation	UserGlobalData	User Global Data

Portfolio Management Advanced

Capability	Class Name	Class Caption
Contract and Vendor Management	Contract	Contract
Contract and Vendor Management	ContractDeliverable	Contract Deliverable
Contract and Vendor Management	ContractDeliverableUsage	Contract Deliverable Usage
Contract and Vendor Management	ContractDependency	Contract Dependency
Contract and Vendor Management	ContractGroup	Contract Group
Contract and Vendor Management	ContractItem	Contract Item
Contract and Vendor Management	ContractPayment	Contract Payment
Contract and Vendor Management	Vendor	Vendor
Contract and Vendor Management	VendorGroup	Vendor Group
Contract and Vendor Management	VendorProduct	Vendor Product
Contract and Vendor Management	VendorProductCategory	Vendor Product Category
Contract and Vendor Management	VendorProductGroup	Vendor Product Group
Opex Optimization	BudgetValue	Budget Value
Opex Optimization	CostCentre	Cost Center
Opex Optimization	CostCentreAllocation	Cost Center Allocation
Opex Optimization	CostCentreGroup	Cost Center Group

Capability	Class Name	Class Caption
Opex Optimization	CostCentreType	Cost Center Type
Opex Optimization	ServiceContract	Service Contract
Opex Optimization	ServiceContractContribution	Service Contract Contribution
Opex Optimization	ServiceContractTemplate	Service Contract Template

Portfolio Management Complete

Capability	Class Name	Class Caption
Service Product Portfolio Governance	ITResource	Resource Request
Service Product Portfolio Governance	ServiceItem	Service Product Item
Service Product Portfolio Governance	ServiceProduct	Service Product
Service Product Portfolio Governance	ServiceProductGroup	Service Product Group
Service Product Portfolio Governance	SLA	Service Level Agreement

IT Planning Basic

Capability	Class Name	Class Caption
Business Model Definition	Brand	Brand
Business Model Definition	BusinessRoleArch	Business Role Relationship

Capability	Class Name	Class Caption
Business Model Definition	CustomerSegment	Customer Segment
Business Model Definition	Market	Market
Business Model Definition	MarketProduct	Market Product
Business Model Definition	MarketProductGroup	Market Product Group
Business Model Definition	SalesChannel	Sales Channel
Business IT Synchronization	ITPolicy	Policy
Business IT Synchronization	ITPolicyArch	Policy Architecture Connection
Business IT Synchronization	ITPolicyGroup	Policy Group
Business IT Synchronization	ITStrategy	IT Strategy
Business IT Synchronization	ITStrategyMap	IT Strategy Map
Business IT Synchronization	ITStrategyMapFolder	IT Strategy Folder
Business IT Synchronization	Principle	Principle
Business IT Synchronization	StrategicBusinessSupport	Strategic Business Support
Target Architecture Design	BPMFilter	Business Process Model Filter
Target Architecture Design	BPMFilterItem	Business Process Model Filter Item
Target Architecture Design	ITMapView	Map View
Target Architecture Design	ITMasterPlan	Master Plan

Capability	Class Name	Class Caption
Target Architecture Design	ITMasterPlanFolder	Master Plan Folder
Target Architecture Design	ITMasterPlanMap	Master Plan Map
Target Architecture Design	Migration	Migration
Target Architecture Design	MigrationDiagram	Migration Diagram
Target Architecture Design	MigrationGroup	Migration Group
Target Architecture Design	MigrationLink	Migration Rule
Target Architecture Design	SBBDiagram	Solution Building Block Diagram
Target Architecture Design	SBBInformationFlow	Solution Building Block Information Flow
Target Architecture Design	SystemBuildingBlock	Solution Building Block
Target Architecture Design	TacticalBusinessSupport	Tactical Business Support
Roadmapping	ICTObjectVirtual	ICT Object Virtual
Roadmapping	TimeStatus	Time Status

IT Planning Advanced

Capability	Class Name	Class Caption
Demand Management	Demand	Demand
Demand Management	DemandArch	Demand Architecture Connection

Capability	Class Name	Class Caption
Demand Management	DemandGroup	Demand Group
Demand Management	ProcessGap	Business Process Gap
Demand Management	RequestICTO	ICT Object Request
Project Portfolio Governance	AsIsArchitectureDiagram	As-Is Architecture Diagram
Project Portfolio Governance	BlockoutCalendar	Enterprise Calendar
Project Portfolio Governance	BlockoutCalendarItem	Calendar Item
Project Portfolio Governance	CCAllocScenario	Cost Center Allocation Scenario
Project Portfolio Governance	Issue	Issue
Project Portfolio Governance	PersonCalendar	Personal Calendar
Project Portfolio Governance	Project	Project
Project Portfolio Governance	ProjectArch	Project Architecture Connection
Project Portfolio Governance	ProjectBucketAllocation	Project Bucket Allocation
Project Portfolio Governance	ProjectGroup	Project Group
Project Portfolio Governance	ProjectRank	Project Portfolio Rank
Project Portfolio Governance	Timesheet	Timesheet
Project Portfolio Governance	TimeTrack	Time Tracking

IT Planning Complete

Capability	Class Name	Class Caption
Business Strategy Validation	IndicatorTimeSeriesGroup	Time Series Group
Business Strategy Validation	ValueArc	Value Arc
Business Strategy Validation	ValueNode	Value Node
Business Strategy Validation	ValueNodeArch	Value Node Architecture Connection
Business Strategy Validation	VMMeasure	Measure
Business Strategy Validation	VMMeasureCategory	Measure Type Category
Business Strategy Validation	VMMeasureType	Measure Type
Business Strategy Validation	VMMeasureTypeArch	Measure Type Architecture Connection
Business Strategy Validation	VMObjective	Objective
Business Strategy Validation	VMPerspective	Perspective
Operating Model Planning	BusinessSupport	Operational Business Support
Operating Model Planning	VirtualOrgaUnit	Virtual Organization
Scenario Management	ITSolutionMap	Solution Map

Capability	Class Name	Class Caption
Scenario Management	ProjectDeliverable	Project Deliverable
Scenario Management	SolutionApplication	Solution Application
Scenario Management	SolutionApplicationDiagram	Solution Architecture Diagram
Scenario Management	SolutionBusinessData	Solution Business Data
Scenario Management	SolutionBusinessProcess	Solution Business Process
Scenario Management	SolutionBusinessProcessModel	Solution Business Process Model
Scenario Management	SolutionBusinessService	Solution Business Service
Scenario Management	SolutionBusinessSupport	Solution Business Support
Scenario Management	SolutionComponent	Solution Component
Scenario Management	SolutionDevice	Solution Device
Scenario Management	SolutionDomain	Solution Domain
Scenario Management	SolutionDomainProject	Solution Domain Project
Scenario Management	SolutionFunctionalModule	Solution Functional Module
Scenario Management	SolutionInformationFlow	Solution Information Flow
Scenario Management	SolutionLocalComponent	Solution Local Component
Scenario Management	SolutionPeripheral	Solution Peripheral
Scenario Management	SolutionPlatform	Solution Platform

Capability	Class Name	Class Caption
Scenario Management	SolutionPlatformElement	Solution Platform Element
Scenario Management	SolutionPlatformInformation-Flow	Solution Platform Information Flow
Scenario Management	SolutionService	Solution Technical Service
Scenario Management	SolutionServiceMethod	Solution Technical Service Operation Method
Scenario Management	SolutionServiceOperation	Solution Technical Service Operation
Scenario Management	SolutionStandardPlatform	Solution Standard Platform
Project and Release Design	AdHocMilestone	Ad-Hoc Milestone
Project and Release Design	EnterpriseMilestone	Enterprise Milestone
Project and Release Design	EnterpriseRelease	Enterprise Release
Project and Release Design	Milestone	Milestone
Project and Release Design	OrganizationGroup	Organization Group
Project and Release Design	ProjectDependency	Project Dependency
Project and Release Design	ProjectTemplate	Project Template
Project and Release Design	ReleaseItem	Enterprise Release Item

Capability	Class Name	Class Caption
Project and Release Design	Skill	Skill
Project and Release Design	SkillOffer	Skill Offer
Project and Release Design	SkillRequest	Skill Request
Project and Release Design	Staff	Staff
Investment Optimization	BenefitValue	Benefit Value
Investment Optimization	Bucket	Bucket
Investment Optimization	BudgetValue	Budget Value
Investment Optimization	BusinessCase	Business Case
Investment Optimization	CashoutValue	Cashout Value
Investment Optimization	CostCentreAllocation	Cost Center Allocation
Investment Optimization	IncomeType	Income Type
Investment Optimization	SpendLimit	Spend Limit

Basic Classes

Class Name	Class Caption
ALFA_DATACAPTURETEMPLATE	Data Capture Template

Class Name	Class Caption
ALFA_JOB_SCHEDULE	Alfabet Job Schedule
ALFA_REPORT	Report
ALFA_REPORTFOLDER	Report Folder
ALFA_SHORTCUT	Bookmark
ALFA_SHORTCUT_FOLDER	Bookmark Folder
ALFA_URI	URL Link
ALFA_USERLOGIN_DETAIL	User Login Details
ALFA_USERPROFILE	User Profile
Alfabet_DBConnection	Alfabet Database Connection
AlfabetLocalDatasetsConnection	Analytics Dashboard Data Provider
Annotation	Annotation
Answer	Answer
AnswerSet	Answer Set
AnswerSetCategory	Answer Set Category
APIGateway_DBConnection	API Gateway Data Connection
Apigee_DBConnection	Apigee Data Connection
APIPortal_DBConnection	API Portal Data Connection

Class Name	Class Caption
ARIS_DBConnection	ARIS Database Connection
ArisDiagramLink	ARIS Diagram Link
Assignment	Assignment
AzureDevOps_DBConnection	Azure DevOps Database Connection
BookmarkDiagram	Storyboard
BusinessQuestion	Business Question
CentraSite_DBConnection	CentraSite Connection
Collaboration	Collaboration Topic
CollaborationPost	Collaboration Post
Cost	Cost
CostType	Cost Type
Deputy	Deputy
DiscussionGroup	Discussion Group
DiscussionItem	Discussion Item
GenericAffectedArch	Generic Architecture Connection
GenericReferenceData	Generic Reference Data
Glossary	Glossary

Class Name	Class Caption
GlossaryFolder	Glossary Folder
GlossaryItem	Glossary Item
JIRA_DBConnection	JIRA Connection
Location	Location
LocationDiagram	Location Diagram
MicrosoftProjectPlan_Mappings	MS Project Methodology
Person	Person
PersonAvailability	Availability
PersonProxy	Proxy
PROFILE_REQUEST	User Profile Request
Questionary	Questionnaire
QuestionaryIndicator	Questionnaire Indicator
QuestionnaireEvaluation	Questionnaire Evaluation
QuestionPolicy	Questionnaire Policy
QuestionSet	Question Set
QuestionSetCategory	Question Set Category
ReportDiagram	Custom Diagram

Class Name	Class Caption
Role	Role
RoleType	Role Type
RoleTypeConfig	Role Type Configuration
TeamsCollaboration	MS Teams Channel Connection
TeamsCollaborationPost	MS Teams Message
TeamsMeeting	MS Teams Meeting
TeamsMeeting_Sync	MS Teams Meeting Synchronization
TeamsMeetingAttendees	MS Teams Meeting Invitees
UserGroup	User Group
webMethodsTN_DBConnection	webMethods Trading Networks Connection
Workflow	Workflow
WorkflowStep	Workflow Step
WorkflowTemplate	Workflow Template

Chapter 3: Business Functions and Their Sub-Functionalities

The table below lists all business functions that are available in Alfabet as well as any subordinate functionalities assigned to them. These business functions are listed in the **Business Function** field in the attribute grid for user profiles.

Please note that the Package column displays the sales packages that were in use prior to the introduction of the go-to-market capabilities. The information is only valid for customers with an existing contract based on sales packages instead of the go-to-market capabilities.

Name of Business Function	Caption of Business Function	Description	Sub-Functions	User Type	Package
AdHocReporting	Ad Hoc Reporting	This functionality is obsolete.	none	Viewer	Base
ADMIN_AdifJobs	ADIF Jobs Administration	Initiate a job based on an ADIF scheme and track the progress of the job.	none	Functional	Base
ADMIN_ArchiveManager	Archive Manager	Delete and archive Alfabet objects in order to remove unwanted objects from the Alfabet database.	none	Functional	Base
ADMIN_AutomatedHelpContentManager	Automated Assistants Administration	Re-enable automated assistants that have been disabled by users.	none	Functional	Base
ADMIN_AutomatedTranslationReview	Automated Data Translations	Review the strings for data translation that have been retrieved by means of the automated translation capability.	none	Functional	Base

Name of Business Function	Caption of Business Function	Description	Sub-Functions	User Type	Package
ADMIN_BroadcastMessages	Broadcast Messages	Define and activate broadcast messages for the user community.	none	Functional	Base
ADMIN_ContactsOverview	Contact Administration	Manage and administrate the contacts that don't have access to Alfabet.	none	Functional	Base
ADMIN_DiscussionGroups	Discussion Groups	Configure and administrate discussion groups for the discussion capability.	none	Functional	Base
ADMIN_EnvironmentDef	Technical Environments	Configure technical environment definitions and their technical environment definition items.	none	Functional	Base
ADMIN_Events	Event Administration	Review the success of triggered events.	none	Functional	Base
ADMIN_Feedback	Feedback Review	Review the feedback provided by users in your user community.	none	Functional	Base
ADMIN_FullTextSearch	Full Text Search	Access the full-text search to create and update search indices	none	Functional	Base

Name of Business Function	Caption of Business Function	Description	Sub-Functions	User Type	Package
ADMIN_InstanceLeadLanguageReview	Statutory Language Review for Data Translations	Review the statutory language specified for an object.	none	Functional	Base
ADMIN_MessageLogging	Email Message Log	View a log displaying the email notifications that have been sent.	none	Functional	Base
ADMIN_PreProcessedIntentsReview	AlfaBot Interaction Analysis	Review the success of user entries for intents and amend the training phrases according to determined demands.	none	Functional	Base
ADMIN_Profiles	User Profile Administration	Define and maintain the user profiles available for the user community.	none	Functional	Base
ADMIN_Publications	Publication Manager	Delete publications from the Alfabet database.	none	Functional	Base
ADMIN_QuestionaryIndicators	Questionnaires Management	Track the completeness of questionnaires.	none	Functional	Base
ADMIN_Reports	Report Administration	Administrate user access to configured reports.	none	Functional	Base

Name of Business Function	Caption of Business Function	Description	Sub-Functions	User Type	Package
ADMIN_RiskManagemntTemplates	Risk Management Template Explorer	Create risk management templates that serve as a blueprint used to evaluate and assess the risk to objects in the enterprise.	none	Functional	Base
ADMIN_UsersOverview	User Administration	Define new users for Alfabet and manage the users that have access to Alfabet.	none	Functional	Base
ADMIN_Vocabulary_Reviewer	Review Vocabulary Strings	Review the English vocabulary strings in your solution configuration and propose corrections to relevant strings.	none	Functional	Base
ADMIN_VocabularyImplementer	Implement Changed Vocabulary Strings	Review the proposed changes the English vocabulary strings in your solution configuration and implement the changes as needed.	none	Functional	Base
ADMINTRIAL_UsersOverview	Trial User Administration	Manage and administrate the trial users that have access to Alfabet.	none	Functional	Base
APP_Alphabetically	Applications Alphabetically	View and define applications structured alphabetically in an explorer.	none	Functional	Application
APP_CaptureApplications	Capture Applications	Capture and manage the applications in the enterprise.	none	DataEntry	Base

Name of Business Function	Caption of Business Function	Description	Sub-Functions	User Type	Package
APP_CaptureApplications_Ext	Capture Applications	Capture and manage the applications in the enterprise in a view that allows filtering based on user group authorization.	none	DataEntry	Base
APPG_AdminDesktop	Application Group Administration	Modify the assignment of objects that result from changes to the application group structure.	none	Functional	Base
APPG_Explorer	Application Group Explorer	Capture, manage, and view application groups and their applications in an explorer.	none	Functional	Application
Application_Architecture	Application Architecture	Document, maintain, and view the applications in the architecture via various explorers.	none	Functional	Application
Application_Portfolio	Analyze Application Portfolio	Explore and Analyze the Application Portfolio	none	Functional	Application
BF_UserLastVisitedObjects	List of Last Visited Objects	View the objects that the current user last visited.	none	Viewer	Base
BF_UserLastVisitedReports	List of Last Visited Reports	View the configured reports that the current user last visited.	none	Viewer	Base

Name of Business Function	Caption of Business Function	Description	Sub-Functions	User Type	Package
BFNC_Explorer	Business Functions	View and define business functions structured according to business function categories in an explorer.	none	Functional	Base
BKT_Explorer	Buckets Manager	View projects structured according to project groups in an explorer.	none	Functional	Portfolio
BMK_Desktop	Bookmark Desktop	Organize and structure bookmarks to easily and efficiently navigation to bookmarked objects and views.	none	Viewer	Base
BMK_DGRM_Design	Storyboard Management	Create and design storyboards.	none	Functional	Base
BMK_DGRM_Navigation	Storyboard Explorer	Access storyboards structured in an explorer.	none	Viewer	Base
BMK_DGRM_Start	Start Storyboard Navigation	Specify storyboards to access the Mobile Portfolio Manager.	none	Viewer	Base
BO_Explorer	Business Objects	Capture, manage, and view business object categories, business objects and business data in an explorer.	none	Functional	Base

Name of Business Function	Caption of Business Function	Description	Sub-Functions	User Type	Package
BRND_CaptureBrands	Capture Brands	Capture and manage the brands in the enterprise.	none	Functional	Enterprise Operating Model Planning
Browse	Browse	Search for data in an explorer structure.	Supports limiting to a list of classes	Viewer	Base
Business_Architecture	Business Architecture	Document, maintain, and view the business aspect of the architecture via various explorers.	none	Functional	Base
Business_Standards	Define Business Standards	View business objects and business data structured according to business object categories in an explorer.	Explorer: BFNC_Explorer	Functional	EAM
BusinessProcessPlanning	Business Process Planning	Design solution business process models as potential alternative business process models.	none	Functional	ESMP
CapabilityManagement	Business Capability Management	Define and manage the structure of the business capabilities in your enterprise. Assess the performance of business capabilities and derive actions.	none	Functional	Value
CAPM_Explorer	Business Capability Map	Define business capabilities in an explorer.	none	Functional	Value

Name of Business Function	Caption of Business Function	Description	Sub-Functions	User Type	Package
CaptureData	Data Capture Templates	Create MS Excel-based data collection templates to capture objects and upload them to Alfabet.	none	DataEntry	EAM
CaptureDataNextGen	Extended Data Capture Templates	Create MS-Excel based data collection templates to capture objects and references and upload them to Alfabet.	none	Functional	Base
Class_Configuration	Class Configuration Explorer	Perform class-wise configuration of the properties, including available portfolios and default roles	none	Functional	Base
CLBR_Explorer	My Collaboration Topics	View all collaboration topics that you are invited to participate in.	none	Viewer	Base
CNTR_CaptureContracts	Capture Contracts	Capture and manage the contracts in the enterprise.	none	Functional	EAM
CNTR_CaptureContracts_Ex	Capture Contracts	Capture and manage the contracts in the enterprise in a view that allows filtering based on user group authorization.	none	Functional	EAM
ColorRulesManager	Color Rules Manager	Define color rules that support the clustering of objects in business support maps and diagrams.	none	DataEntry	Base

Name of Business Function	Caption of Business Function	Description	Sub-Functions	User Type	Package
COM_CaptureComponents	Capture Components	Capture and manage the components in the enterprise.	none	DataEntry	Base
COM_CaptureComponents_Ext	Capture Components	Capture and manage the components in the enterprise in a view that allows filtering based on user group authorization.	none	DataEntry	Base
COM_Explorer	Components	Capture, manage, and view component categories and their components in an explorer.	none	Functional	EAM
COMCT_Explorer	Component Catalogs	Capture, manage, and view component catalogs in an explorer.	none	Functional	EAM
COMG_AdminDesktop	Component Group Administration	Modify the assignment of objects that result from changes to the component group structure.	none	Functional	Base
COMG_Explorer	Component Group Explorer	Capture, manage, and view component groups and their components in an explorer.	none	Functional	EAM
ComplianceConfiguration	Compliance Configuration	Configure a compliance project including the compliance control sets and compliance domains.	none	Functional	Compliance

Name of Business Function	Caption of Business Function	Description	Sub-Functions	User Type	Package
ComplianceInstances	Compliance Project Explorer	Create and manage compliance projects in the enterprise.	none	Functional	Compliance
CONF_BlockoutCalendarOverview	Enterprise Calendars	Define calendars for the enterprise.	none	Functional	Base
CONF_Chatbot	AlfaBot Configuration	Set up and activate the AlfaBot capability.	none	Functional	Base
CONF_ConsistencyMonitors	Consistency Monitors	Create and define system-wide consistency monitors.	none	Functional	Base
CONF_CostCentres	Cost Centers	View and maintain the cost centers and their associated information	none	Functional	Base
CONF_DateMonitorsFunction	System Date Monitor Management	Define and maintain the system wide date monitors	none	Functional	Base
CONF_Integration	Integration Solutions Configuration	Configure semantic database connections necessary for various integration solutions.	none	Functional	Base

Name of Business Function	Caption of Business Function	Description	Sub-Functions	User Type	Package
CONF_MonitorManagement	Monitor Management	Create and manage activity monitors, inactivity monitors, and date monitors.	none	Functional	Base
CONF_NotificationMonitors	Notification Monitors	Create and manage notification monitors.	none	Functional	Base
ContractManagement	Contract Management	View and define contracts and contract items structured according to contract groups in an explorer.	none	Functional	Contract Management
COSTCG_Management	Cost Center Group Management	Capture, manage, and view cost center groups and their cost centers in an explorer.	none	Functional	EAM
CostManagement	Cost Management	Capture and manage the cost centers in the enterprise.	Explorerer:COSTCG_Explorer	Functional	EAM
CSGM_CaptureCustomerSegments	Capture Customer Segments	Capture and manage the customer segments in the enterprise.	none	Functional	Enterprise Operating Model Planning
DEM_CaptureDemands	Capture Demands	Capture and manage the demands in the enterprise in a simple view.	none	DataEntry	Demand

Name of Business Function	Caption of Business Function	Description	Sub-Functions	User Type	Package
DEM_GroupsManagement	Demand Groups	Capture, manage, and view demand groups and their demands in an explorer.	none	Functional	Demand
DEM_Management	Demand Management	Capture and manage the demands in the enterprise in a view with many options to filter the data.	none	Functional	Demand
Deployment_Architecture	Deployment Architecture	Document, maintain, and view the deployment aspect of the architecture via various explorers.	none	Functional	Base
DevExpressDashboards	Analytics Dashboards	Create and design analytics dashboards and manage their access permissions.	none	Functional	Base
DGRMV_Administration	Diagram View Explorer	Define and maintain diagram views	none	Functional	Base
Document_Application	Document Applications	Document and maintain the applications you are responsible for.	none	DataEntry	Base
Document_Component	Document Components	Document and maintain the components you are responsible for.	none	DataEntry	Base

Name of Business Function	Caption of Business Function	Description	Sub-Functions	User Type	Package
Document_Devices	Document Devices	Document and maintain the devices you are responsible for.	none	DataEntry	Base
Document_ICTObjects	Document ICT Objects	Document and maintain the ICT objects you are responsible for.	none	DataEntry	Base
Document_Peripherals	Document Peripherals	Document and maintain the peripherals you are responsible for.	none	DataEntry	Base
Document_VendorProducts	Document Vendor Products	Document and maintain the vendor products you are responsible for.	none	DataEntry	EAM
DOM_AdminDesktop	Domain Administration	Modify the assignment of objects that result from changes to the domain structure.	none	Functional	Base
DOM_Explorer	Functional Domains	Capture, manage, and view domains or business capabilities in an explorer.	none	Functional	EAM
DomainPlanning	Domain Planning	Plan and design an alternative hierarchy of domains for a part of the domain model via solution domain projects.	none	Functional	ESMP

Name of Business Function	Caption of Business Function	Description	Sub-Functions	User Type	Package
DOMG_Explorer	Domain Group Explorer	Capture, manage, and view domain groups and their domains in an explorer.	none	Functional	EAM
DSC_PersonDiscussions	My Discussions	Access, contribute to, and track the discussions associated with the discussion groups that you are a member of.	none	DataEntry	Base
DVC_CaptureDevices	Capture Devices	Capture and manage the devices in the enterprise.	none	DataEntry	Base
DVC_CaptureDevices_Ex	Capture Devices	Capture and manage the devices in the enterprise in a view that allows filtering based on user group authorization.	none	DataEntry	Base
DVCG_Explorer	Device Group Explorer	Capture, manage, and view device groups and their devices in an explorer.	none	Functional	Base
ENT_Milestones	Enterprise Milestones	Define corporate milestones for activities that are critical to the enterprise	none	Functional	ESMP
Enterprise_Portfolio	Analyze Enterprise Portfolio	Explore and analyze the enterprise-wide portfolio of applications, ICT objects, business processes, organizations, etc.	none	Functional	EAM

Name of Business Function	Caption of Business Function	Description	Sub-Functions	User Type	Package
ENTRLS_CaptureReleases	Capture Enterprise Releases	Capture, manage, and view the enterprise releases in order to capture and manage project deliverables designed to provide architectural change to the IT landscape.	none	Functional	Enterprise Release Management
Evaluations_Portfolios	Evaluations and Portfolios	Define evaluation types and their aggregation in prioritization schemes and portfolios charts	none	Functional	Base
FWDesigner	Corporate Framework Designer	Design the corporate frameworks	none	Functional	ESMP
FWNavigator	Corporate Frameworks	Navigate the enterprise architecture via a corporate framework.	none	Viewer	ESMP
GenericSearch	Simple Search Functionality	Quickly and easily find an object for all object classes that have been configured as searchable for the current user profile via a simple search, browse search, and full-text search functionalities.	none	Viewer	Base
GlobalFullTextSearch	Full-Text Search	Use the full-text search to find objects in the Alfabet repository.	none	Viewer	Base

Name of Business Function	Caption of Business Function	Description	Sub-Functions	User Type	Package
Glossary	Glossary	Define, maintain and search the enterprise glossaries	none	DataEntry	Base
Home_ComplianceObjects	Compliance Evaluations	View and assess the compliance objects that you are responsible for.	none	DataEntry	Compliance
Home_Publications	My Publications	Delete the publications that you are responsible for.	none	DataEntry	Base
Home_SentAssignmentsFunction	Sent Assignments	View and access the assignments you have created.	none	DataEntry	Base
Home_Start	My Assignments	View and access the assignments that you are responsible for.	none	DataEntry	Base
ICTO_APP_Explorer	ICT Objects & Applications	Capture, manage, and view applications structured according to the ICT objects that own them in an explorer.	none	Functional	EAM
ICTO_Applications	Applications by ICT Objects	Capture, manage, and view applications structured according to the ICT objects that own them in an explorer.	none	Functional	EAM

Name of Business Function	Caption of Business Function	Description	Sub-Functions	User Type	Package
ICTO_CaptureICTObjects	Capture ICT Objects	Capture and manage the ICT objects in the enterprise .	none	DataEntry	Base
ICTO_CaptureICTObjects_Ext	Capture ICT Objects	Capture and manage the ICT objects in the enterprise in a view that allows filtering based on user group authorization.	none	DataEntry	Base
ICTOC_AdminDesktop	ICT Object Category Administration	Modify the assignment of objects that result from changes to the ICT object category structure.	none	Functional	Base
ICTOC_Explorer	ICT Objects by ICT Category	Capture, manage, and view ICT object categories and their ICT objects in an explorer.	none	Functional	EAM
ICTOG_Explorer	ICT Objects by ICT Group	Capture, manage, and view ICT object groups and their ICT objects in an explorer.	none	Functional	EAM
IDOC_Manager	Internal Documents	Upload documents to document folders and administrate access permissions to the document folders.	none	Functional	Base
ImportDataSearch	Import Data Search	This functionality is obsolete.	none	Functional	Base

Name of Business Function	Caption of Business Function	Description	Sub-Functions	User Type	Package
INDTG_IndicatorTimeSeriesGroupManager	Time Series Group Management	Create time series groups that bundle a specified set of time series periods.	none	Functional	Base
INDTS_IndicatorTimeseriesManager	Time Series Period Management	Create time series periods used for time series evaluations or measure types.	none	Functional	Base
Information_Architecture	Information Architecture	Document, maintain, and view the information aspect of the architecture via various explorers.	none	Functional	Base
InitiateWorkflow	Manage My Workflows	Start workflows and track their progress from start to completion as well as see which workflow step is currently being performed in the workflow.	none	DataEntry	Base
IT_Standards	Define IT Standards	Define and maintain IT standards, including components, vendor products, and technical platforms	Explorer:COM_Explorer	Functional	EAM
ITCAP_Explorer	IT Capability Explorer	Capture, manage, and view IT capabilities in an explorer.	none	Functional	EAM

Name of Business Function	Caption of Business Function	Description	Sub-Functions	User Type	Package
ITCAPMAP_Explorer	Technology Usage Explorer	Capture, manage, and view technology support map folders and their technology support maps in an explorer.	none	Functional	EAM
ITMP_Explorer	Review To-Be Architecture	Define master plans to roadmap the medium-term to-be architecture including master plan maps that allow master planning to be divided into domains of responsibility, affinity, or commonality.	none	Functional	ESMP
ITMPM_CaptureMaps	Capture Master Plan Maps	Capture and manage the master plan maps in the enterprise.	none	Functional	ESMP
ITMPM_CaptureMaps_Ex	Capture Master Plan Maps	Capture and manage the master plan maps in the enterprise in a view that allows filtering based on user group authorization.	none	Functional	ESMP
ITPLCG_Explorer	Policy Explorer	Capture, manage, and view policy groups and their policies in an explorer.	none	Functional	Value
ITS_Explorer	Plan To-Be Architecture	Define IT strategy plans for the long-term target architecture including IT strategy maps that allows strategy planning to be divided into domains of responsibility, affinity, or commonality.	none	Functional	ESMP

Name of Business Function	Caption of Business Function	Description	Sub-Functions	User Type	Package
JobSchedule	Job Schedule	Schedule the one-time or recurring execution of ADIF jobs and their batch jobs.	none	Functional	Base
JobScheduleReport	Job Schedule Report		none	Functional	Base
LOC_Explorer	Locations	Capture, manage, and view the enterprise's locations in an explorer.	none	Functional	Base
ManageBusinessDocuments	Manage Business Documents	Capture and manage business documents that constitute enterprise assets.	none	Standard	EAM
ManageICTO	Manage ICT Objects	Create and manage applications and the ICT objects that own them.	Explorer:ICTO_APP_Explorer	Functional	EAM
ManageMasterPlanMaps	Manage Master Plan Maps	Search for existing master plan maps and IT strategy maps based on a specific business process, domain, organization, or market product.	none	Functional	ESMP
ManageOrgaUnits	Manage Organizations	Create and manage organizations.	none	Functional	Base

Name of Business Function	Caption of Business Function	Description	Sub-Functions	User Type	Package
ManageProcesses	Manage Business Processes	Create and manage business process models and their business processes.	none	Functional	Base
ManageProducts	Manage Market Products	Capture, manage, and view market product groups and their market products in an explorer.	none	Functional	EAM
MGR_Explorer	Migration Management	Capture and manage migration groups with migration rules that define the steps required to migrate the enterprise's as-is architecture to the targeted to-be architecture.	none	Functional	ESMP
Monitors	Monitor Explorer	View and access your activity, inactivity and date monitors	none	Functional	Base
MPL_Explorer	Master Platforms	Capture, manage, and view master platform categories and their master platforms in an explorer.	none	Functional	EAM
MRKT_CaptureMarkets	Capture Markets	Capture and manage the markets in the enterprise.	none	Functional	Enterprise Operating Model Planning
NET_Explorer	Networks	Capture, manage, and view networks and their devices in an explorer.	none	Functional	Base

Name of Business Function	Caption of Business Function	Description	Sub-Functions	User Type	Package
New_Objects	New Objects	Displays the objects that are new or that have recently been changed.	none	Viewer	Base
New_Recent_Objects	New or Recent Objects	Displays the objects that are new or that have recently been changed.	none	Viewer	Base
ORG_AdminDesktop	Organization Administration	Modify the assignment of objects that result from changes to the organization structure.	none	Functional	Base
ORG_APP_Consumer	Applications by Consumer	Capture, manage, and view applications structured according to the organizations that consume them in an explorer.	none	Functional	EAM
ORG_APP_Consumer_Explorer	Application Consumers	Capture, manage, and view applications structured according to the organizations that consume them in an explorer.	none	Functional	EAM
ORG_APP_Owner	Applications by Owner	Capture, manage, and view applications structured according to the organizations that own them in an explorer.	none	Functional	EAM
ORG_APP_Owner_Explorer	Application Owners	Capture, manage, and view applications structured according to the organizations that own them in an explorer.	none	Functional	EAM

Name of Business Function	Caption of Business Function	Description	Sub-Functions	User Type	Package
ORG_Explorer	Organizations	Capture, manage, and view organizations in an explorer.	none	Functional	Base
ORG_PROC_Explorer	Business Processes by Organizations	Capture, manage, and view business processes structured according to their owning organizations in an explorer.	none	Functional	EAM
Personal_Items	Personal Info	View and access your personal information, such as your profiles or the objects that you are responsible for	none	DataEntry	Base
PersonCalendars	My Calendars	Define your personal calendars.	none	Functional	Base
PersonTasks	My Tasks & Time Reporting	Define the time spent working on the tasks assigned to you.	none	Functional	PPM
PersonTimesheetApproval	Timesheet Approval	Approve or reject the timesheets that you are responsible for.	none	Functional	PPM
PersonTimesheets	My Timesheets	Review the timesheets that you are responsible for.	none	Functional	PPM

Name of Business Function	Caption of Business Function	Description	Sub-Functions	User Type	Package
PersonTimeTracks	My Time-Tracking Entries	Review and submit timesheets document the hours worked on tasks that have been assigned to you.	none	Functional	PPM
PFTMPL_Explorer	Platform Templates	Capture and manage platform templates, platform tiers, and platform layers.	none	Functional	Base
PopularReports	Popular Reports	View a word cloud report showing the most popular configured reports that users in the user community have visited.	none	Viewer	Base
PRF_CapturePeripherals	Capture Peripherals	Capture and manage the peripherals in the enterprise.	none	DataEntry	Base
PRF_CapturePeripherals_Ext	Capture Peripherals	Capture and manage the peripherals in the enterprise in a view that allows filtering based on user group authorization.	none	DataEntry	Base
PRFG_Explorer	Peripheral Group Explorer	Capture, manage, and view peripheral groups and their peripherals in an explorer.	none	Functional	EAM
PRJ_CaptureProjects	Capture Projects	Capture and manage the projects in the enterprise.	none	Functional	Portfolio

Name of Business Function	Caption of Business Function	Description	Sub-Functions	User Type	Package
PRJ_CaptureProjects_Ex	Capture Projects	Capture and manage the projects in the enterprise in a view that allows filtering based on user group authorization.	none	Functional	Portfolio
PRJ_Management	Capture Projects	Capture and manage the projects in the enterprise in a view with many options to filter the data.	none	Functional	Portfolio
PRJ_SkillsManager	Skill Management	Capture and manage the internal and external resource pools of skill offerings for organization groups and their organizations.	none	Functional	Portfolio
PRJG_Management	Project Group Explorer	Capture, manage, and view project groups and their projects in an explorer.	none	Functional	Portfolio
PRMD_Explorer	Business Processes	Capture, manage, and view business process models and their business models in an explorer.	none	Functional	Base
PRNCP_Manager	Principles Manager	Define the enterprise's overarching principles that guide architecture definition and decision-making across the enterprise.	none	Functional	Value

Name of Business Function	Caption of Business Function	Description	Sub-Functions	User Type	Package
PROCG_Explorer	Business Process Group Explorer	Capture, manage, and view business product groups and their business products in an explorer.	none	Functional	EAM
PROD_Explorer	Market Products	View market products structured according to market product groups in an explorer.	none	Functional	EAM
PublicationEngine	Publication Engine	Publish standard template-based reports from the Alfabet repository.	none	Functional	Base
QuestionaryCreation	Questionnaire Creation	Create questionnaires for data-driven ad-hoc surveys.	none	Functional	Base
QuestionSets_Structure-AndPolicies	Questionnaire Structures & Policies	Configure question sets, answer sets, and questionnaire policies for data-driven ad-hoc surveys.	none	Functional	Base
Recent_Objects	Recent Objects	Displays the objects that the current user has recently viewed.	none	Viewer	Base
Reference_Data	Reference Data Explorer	Configure reference data, including cost types and roles	none	Functional	Base

Name of Business Function	Caption of Business Function	Description	Sub-Functions	User Type	Package
ReportPublications	Report Publications	Download MS Word or PPT publications created via Alfabet Publication Framework.	none	Viewer	Base
Reports	Reports	Manage and run reports defined by your administrator in order to analyze objects.	none	Viewer	Base
ReportsOnly	Configured Report	Execute a configured report.	none	Viewer	Base
RISK_Evaluatuion_UC	Risk Evaluation	Evaluate the risk objects that you are responsible for.	none	Functional	Risk and Compliance
RiskDocumentation	Risk Documentation Explorer	Edit and manage the risk objects assigned to the user groups that you are a member of.	none	Functional	Compliance
RiskManagement	Risk Management Explorer	Capture, manage, and view the risk management groups and assign the relevant objects that shall be evaluated for base risk exposure to the risk management group.	none	DataEntry	Compliance
RISKMTGC_Explorer	Risk Mitigation Templates Explorer	Capture, manage, and view risk mitigation template categories and their risk mitigation templates in an explorer.	none	Functional	Risk and Compliance

Name of Business Function	Caption of Business Function	Description	Sub-Functions	User Type	Package
RM_Application	Applications	Define operational detail for the applications, such as stacks and deployments	none	Functional	ReleaseManagement
RM_Component	Components	Define operational detail for the components, such as stacks and deployments	none	Functional	ReleaseManagement
RM_StandardPlatform	Standard Platforms	Define operational detail for the standard platforms, such as stacks and deployments	none	Functional	ReleaseManagement
SCHNL_CaptureSalesChannels	Capture Sales Channels	Capture and manage the sales channels in the enterprise.	none	Functional	Enterprise Operating Model Planning
SCONT_Management	Manage Service Contracts	Define and maintain service contracts and service contract templates	Explorer:ORG_FC_Explorer	Functional	EAM
SCONT_Templates	Service Contract Template Explorer	Capture, manage, and view service contract templates.	Explorer:SCONT_Explorer	Functional	EAM
Simple_Reporting	Ad Hoc Reporting	This functionality is obsolete.	Supports limiting to a list of classes	Viewer	Base

Name of Business Function	Caption of Business Function	Description	Sub-Functions	User Type	Package
Simple_Search	Simple Search (*)	Search for objects by specifying search criteria in various filters.	Supports limiting to a list of classes	Viewer	Base
SPL_CaptureStandardPlatforms	Capture Standard Platforms	Capture and manage the standard platforms in the enterprise.	none	DataEntry	EAM
SPL_CaptureStandardPlatforms_Ex	Capture Standard Platforms	Capture and manage the standard platforms in the enterprise in a view that allows filtering based on user group authorization.	none	DataEntry	EAM
SPL_Explorer	Standard Platforms	Capture, manage, and view standard platform categories and their standard platforms.	none	Functional	EAM
SRVPRD_Explorer	Enterprise Service Products Catalog	View the service products that have no providing organization defined.	none	Functional	Service Product Portfolio Management
SRVPRDG_Explorer	Service Product Groups	Capture, manage, and view service product groups and their service products in an explorer.	none	Functional	Service Product Portfolio Management
Target_Architecture	Plan Target Architecture	Enforce definition of long-term architectures for the enterprise	none	Functional	ESMP

Name of Business Function	Caption of Business Function	Description	Sub-Functions	User Type	Package
Technical_Architecture	Technical Architecture	Document, maintain, and view the technical aspect of the architecture via various explorers.	none	Functional	EAM
ThreatManagement	Threat Management	Capture, manage, and view threat groups and the threats that are potentially relevant for the IT enterprise.	none	Functional	Risk and Compliance
TLG_Explorer	Technology Groups	Capture, manage, and view technology groups and their technologies in an explorer.	none	Functional	EAM
ToBe_Architecture	Review To-Be Architecture	Review and consolidate the enterprise-wide to-be architecture	none	Functional	ESMP
USER_AdifJobs	My ADIF Jobs	Track the progress of ADIF jobs that you have triggered.	none	Functional	Base
USER_AutomatedHelpContentManager	My Automated Assistants	Re-enable the assistants that you have disabled.	none	Functional	Base
USER_Events	My Events	Review the success of the events that you have triggered.	none	Functional	Base

Name of Business Function	Caption of Business Function	Description	Sub-Functions	User Type	Package
USER_MS_MyTeamsCollaborations	My MS Teams Collaborations	View all MS Teams collaboration topics that you initiated or that you are invited to.	none	Functional	Base
USER_MS_MyTeamsMeetings	My MS Teams Meetings	View all MS Teams meetings related to Alfabet objects that you initiated or that you are invited to.	none	Functional	Base
USER_QuestionaryIndicators	My Questionnaires	Manage your questionnaire contributions and answer the questions that you are responsible for.	none	Functional	Base
USRG_Administration	User Group Administration	Define and maintain the user groups	none	Functional	Base
VDR_CaptureVendors	Capture Vendors	Capture and manage the vendors in the enterprise.	none	Functional	EAM
VDR_CaptureVendors_Ex	Capture Vendors	Capture and manage the vendors in the enterprise in a view that allows filtering based on user group authorization.	none	Functional	EAM
VDR_Explorer	Vendors	Capture, manage, and view vendors in an explorer.	none	Functional	EAM

Name of Business Function	Caption of Business Function	Description	Sub-Functions	User Type	Package
VDRG_Explorer	Vendor Groups Explorer	Capture, manage, and view vendor groups and their vendors in an explorer.	none	Functional	EAM
View_AsIs_ToBe	View As-Is and To-Be	View the as-is application landscape with the information flows; browse the consolidated as-is and to-be business support.	Explorer:AS_IS_Explorer	Viewer	ESMP
VM_StrategyDeduction	Strategy Deduction	Capture, manage, and view value nodes in order to articulate the enterprise's strategic intentions and understand which architecture elements are impacted by those strategic intentions.	none	Functional	Value
VORG_Explorer	Virtual Organizations	Capture, manage, and view virtual organizations in an explorer.	none	Functional	EAM
VP_CaptureVendorProducts	Capture Vendor Products	Capture and manage the vendor products in the enterprise.	none	DataEntry	EAM
VP_CaptureVendorProducts_Ex	Capture Vendor Products	Capture and manage the vendor products in the enterprise in a view that allows filtering based on user group authorization.	none	DataEntry	EAM

Name of Business Function	Caption of Business Function	Description	Sub-Functions	User Type	Package
VPC_Explorer	Vendor Products by Vendor Product Category	Capture, manage, and view vendor product categories and their vendor products in an explorer.	none	Functional	EAM
VPG_Explorer	Vendor Product Group Explorer	Capture, manage, and view vendor product groups and their vendor products in an explorer.	none	Functional	EAM
VSTG_Explorer	Value Stream Group Explorer	Capture, manage, and view value stream groups and their value streams in an explorer.	none	Functional	EAM
WF_Activities	Manage My Workflow Activities	Perform and manage the workflow steps that you are the responsible user of.	none	DataEntry	Base
WF_ActivitiesFiltered	Manage My Workflow Activities - Filtered	Perform and manage the workflow steps that you are the responsible user of using various filters.	none	DataEntry	Base
WF_ActivitiesWithInitiation	Manage My Workflow Activities - Workflow Owner	Perform and manage the workflow steps that you are the responsible user of and start new workflows from workflow templates you are permitted to use.	none	DataEntry	Base

Name of Business Function	Caption of Business Function	Description	Sub-Functions	User Type	Package
WF_Administration	Workflow Administration	Administrate and track the progress of workflows and resolve existing conflicts in running workflows.	none	Functional	WorkflowConfiguration
WFS_Explorer	Workflow Activities Explorer	Perform and manage the workflow steps that you are the responsible user of in a configured user-friendly view that is similar to established email management systems.	none	DataEntry	WorkflowConfiguration
Workflows	Workflows	Perform and manage workflows and workflow steps via the My Workflows, My Workflow Activities, My Workflow Activities - Filtered, and My Workflow Activities -Workflow Owner functionalities.	none	DataEntry	Base

Chapter 4: Overview of Configurable Features for Object Classes

This table provides an overview of the availability of the following features of Alfabet for each object class. Each column in the table is explained:

- **Object Class Stereotype:** An X indicates that object class stereotypes can be configured for the object class. For more information about the configuration of stereotypes, see the section *Configuring Object Class Stereotypes for Object Classes* in the reference manual *Configuring Alfabet with Alfabet Expand*.
- **Mandate:** An X indicates that the federated architecture capability is available for the object class and mandates can be configured for the object class. For more information about the configuration of the federated architecture capability, see the section *Implementing the Mandate Capability for a Federated Architecture* in the reference manual *Configuring Alfabet with Alfabet Expand*.
- **History Tracking:** An X indicates that Alfabet provides a standard **Object Audit** view available via the **Audit** button in the object profile. If no X is displayed in the column, a report should be configured if history tracking is required. For more information about the configuration of history tracking, see the section *Specifying History Tracking for an Object Class* in the reference manual *Configuring Alfabet with Alfabet Expand*.
- **Searchable:** An X indicates that the object class is by default searchable in the standard Alfabet search functionalities. For more information about the configuration of searchability for an object class, see the section *Configuring Class Settings for Object Classes and Object Class Stereotypes* in the reference manual *Configuring Alfabet with Alfabet Expand*.
- **Full-Text Search:** An X indicates that the full-text search capability for an object-centric search can be configured for the object class. For more information about the configuration of the full-text search, see the section *Configuring the Full-Text Search Capability* in the reference manual *Configuring Alfabet with Alfabet Expand*.
- **Release Status:** An X indicates that release statuses can be configured for the object class. For more information about the configuration of release statuses, see the section *Configuring Release Status Definitions for Object Classes* in the reference manual *Configuring Alfabet with Alfabet Expand*.
- **Object State:** An X indicates that object states can be configured for the object class. For more information about the configuration of object states, see the section *Configuring Object State Definitions for Object Classes* in the reference manual *Configuring Alfabet with Alfabet Expand*.
- **Lifecycle:** An X indicates that a lifecycle definition can be configured for the object class. If more than one X is displayed in the column, then multiple views in which the lifecycle can be defined for that object class. For more information about the configuration of lifecycle definitions, see the section *Configuring Lifecycle Definitions for Object Classes* in the reference manual *Configuring Alfabet with Alfabet Expand*.
- **Wizard:** An X indicates that one or more wizards can be configured for the object class. For more information about the configuration of wizards, see the section *Configuring Custom Wizards* in the reference manual *Configuring Alfabet with Alfabet Expand*.

- **Workflow Base Class:** An X indicates that workflow templates can be configured for the object class. For more information about the configuration of workflow templates, see the section *Configuring Workflows* in the reference manual *Configuring Alfabet with Alfabet Expand*.
- **Navigable from Reports:** An X indicates that the object class can be navigated to from within a configured report. For more information about the configuration of reports, see the section *Configuring Reports* in the reference manual *Configuring Alfabet with Alfabet Expand*.
- **Inherits Access Permissions:** Indicates that the object class inherits its access permissions from the object listed in the column. For general information about the configuration of access permissions, see the section *Configuring Access Permissions for Alfabet* in the reference manual *Configuring Alfabet with Alfabet Expand*.
- **Discussions:** An X indicates that class-based discussion groups can be configured for the object class. For more information about the configuration of class-based discussion groups, see the section *Defining Discussion Groups for Collaborative Discussions* in the reference manual *User and Solution Administration*.
- **Assignments:** An X indicates that assignments can be created for the object class. For more information about the implementation of assignments, see the section *Sending and Receiving Assignments for Alfabet Objects* in the reference manual *Getting Started with Alfabet*.
- **Deputies:** An X indicates that deputies can be defined for objects in the object class. For more information about the implementation of deputies, see the section *Managing Your Objects and Object Responsibilities* in the reference manual *Getting Started with Alfabet*.
- **User Groups:** An X indicates that user groups can be defined for objects in the object class. For more information about the implementation of user groups, see the section *Defining and Managing User Groups* in the reference manual *User and Solution Administration*.
- **Documents:** An X indicates that documents can be attached to objects in the object class. For more information about the implementation of attachments, see the section *Uploading Documents and Managing User Permissions to Document Folders in the Internal Document Selector* in the reference manual *User and Solution Administration*.
- **Web Links:** An X indicates that Web links can be attached to objects in the object class. For more information about the configuration of Web links, see the section *Configuring Dynamic Web Links That Users Can Access* in the reference manual *Configuring Alfabet with Alfabet Expand*.

Object Class Name	Object Class Caption	Inherits Access Rights	Object Class Stereotype	Mandate	History Tracking	Searchable	Full-Text Search	Release Status	Object State	Lifecycle	Wizard	Workflow Base Class	Navigable from Reports	Discussions	Assignments	Deputies	User Groups	Documents	Web Links
AdHocMilestone	Ad-Hoc Milestone										X							X	
AffectedArch	Risk Mitigation Architecture Connection										X								
Alfabet_DBConnection	Alfabet Database Connection							X			X								
AlfabetLocalDatasetsConnection	Analytics Dashboard Data Provider		X					X			X								
Annotation	Annotation							X			X	X	X						
Answer	Answer										X								
AnswerSet	Answer Set										X								

Object Class Name	Object Class Caption	Inherits Access Rights	Object Class Stereotype	Mandate	History Tracking	Searchable	Full-Text Search	Release Status	Object State	Lifecycle	Wizard	Workflow Base Class	Navigable from Reports	Discussions	Assignments	Deputies	User Groups	Documents	Web Links
AnswerSetCategory	Answer Set Category										X								
APIGateway_DBConnection	API Gateway Data Connection							X			X								
Apigee_DBConnection	Apigee Data Connection							X			X								
API-Portal_DBConnection	API Portal Data Connection							X			X								
Application	Application		X	X	X	X	X	X	X	X		X	X	X	X	X	X	X	X
ApplicationDiagram	Application Diagram										X								

Object Class Name	Object Class Caption	Inherits Access Rights	Object Class Stereotype	Mandate	History Tracking	Searchable	Full-Text Search	Release Status	Object State	Lifecycle	Wizard	Workflow Base Class	Navigable from Reports	Discussions	Assignments	Deputies	User Groups	Documents	Web Links
ApplicationGroup	Application Group		X	X	X	X	X	X			X	X	X		X	X	X	X	X
Apptio_DBCon- nection	Apptio Connection							X			X								
ARIS_DBCon- nection	ARIS Database Con- nection							X			X								
ArisDiagramLink	ARIS Diagram Link										X								
AsIsArchitec- tureDiagram	As-Is Architecture Dia- gram										X								
AspectIndicator	Aspect Indicator										X								
Assignment	Assignment	Artifact			X			X			X							X	X

Object Class Name	Object Class Caption	Inherits Access Rights	Object Class Stereotype	Mandate	History Tracking	Searchable	Full-Text Search	Release Status	Object State	Lifecycle	Wizard	Workflow Base Class	Navigable from Reports	Discussions	Assignments	Deputies	User Groups	Documents	Web Links
AzureDevOps_DBC connection	Azure DevOps Database Connection							X			X								
BenefitValue	Benefit Value										X								
BFActivity	Activity										X							X	X
BFAssociation	Association										X								
BFCategory	Business Function Category				X	X					X	X	X		X	X	X	X	X
BFDimension	Business Dimension Connection		X								X				X				
BFEvent	Event										X								

Object Class Name	Object Class Caption	Inherits Access Rights	Object Class Stereotype	Mandate	History Tracking	Searchable	Full-Text Search	Release Status	Object State	Lifecycle	Wizard	Workflow Base Class	Navigable from Reports	Discussions	Assignments	Deputies	User Groups	Documents	Web Links
BFFlow	Flow										X								
BFGateway	Gateway										X								
BFMessageFlow	Message Flow										X								
BFSequenceFlow	Sequence Flow										X								
BFSERVICEACTIVITY	Service Activity										X							X	X
BlockoutCalendar	Enterprise Calendar					X					X	X	X		X	X	X	X	X
BlockoutCalendarItem	Calendar Item										X								

Object Class Name	Object Class Caption	Inherits Access Rights	Object Class Stereotype	Mandate	History Tracking	Searchable	Full-Text Search	Release Status	Object State	Lifecycle	Wizard	Workflow Base Class	Navigable from Reports	Discussions	Assignments	Deputies	User Groups	Documents	Web Links
BookmarkDiagram	Storyboard										X								
BPInformationFlow	Business Process Information Flow				X						X							X	X
BPMFilter	Business Process Model Filter	BusinessProcessModel									X								
BPMFilterItem	Business Process Model Filter Item	BPMFilter									X								
BPRule	Business Process Rule				X						X								
Brand	Brand		X	X	X	X					X	X	X		X	X	X	X	X
Bucket	Bucket			X	X	X					X	X	X		X	X	X	X	X

Object Class Name	Object Class Caption	Inherits Access Rights	Object Class Stereotype	Mandate	History Tracking	Searchable	Full-Text Search	Release Status	Object State	Lifecycle	Wizard	Workflow Base Class	Navigable from Reports	Discussions	Assignments	Deputies	User Groups	Documents	Web Links
BudgetValue	Budget Value										X								
BusinessAppraisal	Business Appraisal				X				X	X	X	X						X	X
BusinessCapabilityMap	Capability Map				X					X	X	X						X	X
BusinessCase	Business Case				X					X									
BusinessData	Business Data		X		X	X	X			X	X	X	X	X	X	X	X	X	X
BusinessDataAttribute	Business Data Attribute				X					X									

Object Class Name	Object Class Caption	Inherits Access Rights	Object Class Stereotype	Mandate	History Tracking	Searchable	Full-Text Search	Release Status	Object State	Lifecycle	Wizard	Workflow Base Class	Navigable from Reports	Discussions	Assignments	Deputies	User Groups	Documents	Web Links
BusinessDataUsage	Business Data Usage	BusinessProcess, Business-Function, Application, Component, LocalComponent, SolutionApplication, SolutionComponent, SolutionLocalComponent, ICTObject, SolutionBusinessService, BusinessService, Operation, SystemBuildingBlock			X						X							X	
BusinessDocument	Business Document										X	X	X		X			X	X
BusinessFunction	Business Function				X	X	X				X	X	X	X	X	X	X	X	X
BusinessObject	Business Object		X		X	X	X				X	X	X	X	X	X	X	X	X

Object Class Name	Object Class Caption	Inherits Access Rights	Object Class Stereotype	Inherits Access Rights					Object State	Lifecycle	Wizard	Workflow Base Class	Navigable from Reports	Discussions	Assignments	Deputies	User Groups	Documents	Web Links
				Mandate	History Tracking	Searchable	Full-Text Search	Release Status											
BusinessObjectCategory	Business Object Category				X	X				X	X	X		X	X	X	X	X	
BusinessProcess	Business Process			X	X	X	X			X	X	X	X	X	X	X	X	X	
BusinessProcessDiagram	Business Process Diagram									X									
BusinessProcessGroup	Business Process Group		X							X	X	X		X			X	X	
BusinessProcessModel	Business Process Model			X	X	X	X			X	X	X	X	X	X	X	X	X	
BusinessProcessModelVersion	Business Process Model Version	BusinessProcessModel						X		X	X	X		X			X	X	

Object Class Name	Object Class Caption	Inherits Access Rights	Object Class Stereotype	Mandate	History Tracking	Searchable	Full-Text Search	Release Status	Object State	Lifecycle	Wizard	Workflow Base Class	Navigable from Reports	Discussions	Assignments	Deputies	User Groups	Documents	Web Links
BusinessProcessServiceDiagram	Business Process Service Diagram										X								
BusinessProcessVariant	Business Process Variant	BusinessProcess									X	X	X		X			X	X
BusinessProcessVersion	Business Process Version	BusinessProcess						X			X	X	X		X			X	X
BusinessQuestion	Business Question							X			X								
BusinessQuestionGroup											X								

Object Class Name	Object Class Caption	Inherits Access Rights	Object Class Stereotype	Mandate	History Tracking	Searchable	Full-Text Search	Release Status	Object State	Lifecycle	Wizard	Workflow Base Class	Navigable from Reports	Discussions	Assignments	Deputies	User Groups	Documents	Web Links
BusinessQuestion-OptOut	Business Question Opt-Out										X								
BusinessRole	Business Role		X								X							X	
BusinessRole-Arch	Business Role Relationship										X							X	
BusinessService	Business Service	Application, Business Process, Market Product, Component, Local Component, OrgaUnit, ICTObject			X						X	X	X		X			X	X
BusinessSupport	Operational Business Support				X				X	X	X	X	X		X	X	X	X	X
CapabilityAspect	Capability Aspect				X						X	X	X					X	X

Object Class Name	Object Class Caption	Inherits Access Rights	Object Class Stereotype	Mandate	History Tracking	Searchable	Full-Text Search	Release Status	Object State	Lifecycle	Wizard	Workflow Base Class	Navigable from Reports	Discussions	Assignments	Deputies	User Groups	Documents	Web Links
CapabilityIndicator	Capability Indicator										X								
CashoutValue	Cashout Value				X						X								
CCAllocScenario	Cost Center Allocation Scenario										X								
Centra-Site_DBConnection	CentraSite Connection							X			X								
ClassConfiguration	Class Configuration		X								X								
Collaboration	Collaboration Topic		X	X							X								

Object Class Name	Object Class Caption	Inherits Access Rights	Object Class Stereotype	Mandate	History Tracking	Searchable	Full-Text Search	Release Status	Object State	Lifecycle	Wizard	Workflow Base Class	Navigable from Reports	Discussions	Assignments	Deputies	User Groups	Documents	Web Links
CollaborationPost	Collaboration Post										X								
ColorRule	Color Rule										X								
ColorRuleGroup	Color Rule Group										X								
ColorRuleResult	Color										X								
ComplianceControl	Compliance Control	ComplianceControlSet			X	X					X	X	X		X			X	X
ComplianceControlInstance	Compliance Project Control	ComplianceControlSet-Instance			X						X								
ComplianceControlSet	Compliance Control Set			X	X	X		X			X	X	X		X	X	X	X	X

Object Class Name	Object Class Caption	Inherits Access Rights	Object Class Stereotype	Mandate	History Tracking	Searchable	Full-Text Search	Release Status	Object State	Lifecycle	Wizard	Workflow Base Class	Navigable from Reports	Discussions	Assignments	Deputies	User Groups	Documents	Web Links	
ComplianceControlSetInstance	Compliance Project			X	X			X			X	X	X							
Compliance-Domain	Compliance Domain				X						X	X	X		X	X	X	X	X	X
ComplianceIndicator	Compliance Indicator										X									
CompliancePolicy	Compliance Policy	ComplianceControlSet,ComplianceControlSet-Instance			X						X									
Component	Component		X	X	X	X	X	X	X	X	X	X	X	X	X	X	X	X	X	X
ComponentCatalog	Component Catalog			X	X	X					X	X	X		X	X	X	X	X	X

Object Class Name	Object Class Caption	Inherits Access Rights	Object Class Stereotype	Mandate	History Tracking	Searchable	Full-Text Search	Release Status	Object State	Lifecycle	Wizard	Workflow Base Class	Navigable from Reports	Discussions	Assignments	Deputies	User Groups	Documents	Web Links
ComponentCatalogElement	Component Catalog Element				X					X	X	X	X		X	X	X	X	X
ComponentCategory	Component Category				X	X					X	X	X		X	X	X	X	X
ComponentGroup	Component Group		X	X	X	X	X				X	X	X		X	X	X	X	X
ComponentTest	Component Test				X	X		X			X	X	X		X	X	X	X	X
ConnectionDataFormat	Connection Data Format										X								
ConnectionFrequency	Connection Frequency										X								

Object Class Name	Object Class Caption	Inherits Access Rights	Object Class Stereotype	Mandate	History Tracking	Searchable	Full-Text Search	Release Status	Object State	Lifecycle	Wizard	Workflow Base Class	Navigable from Reports	Discussions	Assignments	Deputies	User Groups	Documents	Web Links
Connection-Method	Connection Method										X								
ConnectionType	Connection Type										X								
ContextComment	Context Comment						X							X	X	X	X	X	X
Contract	Contract			X	X	X		X			X				X	X	X	X	X
ContractDeliverable	Contract Deliverable		X					X			X				X				X
ContractDeliverableUsage	Contract Deliverable Usage							X			X								

Object Class Name	Object Class Caption	Inherits Access Rights	Object Class Stereotype	Mandate	History Tracking	Searchable	Full-Text Search	Release Status	Object State	Lifecycle	Wizard	Workflow Base Class	Navigable from Reports	Discussions	Assignments	Deputies	User Groups	Documents	Web Links
ContractDe- pendency	Contract Dependency										X								
ContractGroup	Contract Group		X	X		X					X	X	X		X	X	X	X	X
ContractItem	Contract Item	Contract			X			X			X				X			X	
ContractPay- ment	Contract Payment	Contract,ContractItem						X			X				X			X	
Cost	Cost										X								
CostCentre	Cost Center		X		X	X					X	X	X			X	X	X	X
CostCentreAllo- cation	Cost Center Allocation										X								

Object Class Name	Object Class Caption	Inherits Access Rights	Object Class Stereotype	Mandate	History Tracking	Searchable	Full-Text Search	Release Status	Object State	Lifecycle	Wizard	Workflow Base Class	Navigable from Reports	Discussions	Assignments	Deputies	User Groups	Documents	Web Links
CostCentreGroup	Cost Center Group		X		X	X					X	X	X			X	X	X	X
CostCentreType	Cost Center Type										X								
CostType	Cost Type										X								
CostTypeReadOnly	Read-Only Cost Type Definition										X								
Currency	Currency					X					X								
Currency-ExchangeRate	Currency Exchange Rate										X								
CustomApplicationDiagram	Application Diagram										X								

Object Class Name	Object Class Caption	Inherits Access Rights	Object Class Stereotype	Mandate	History Tracking	Searchable	Full-Text Search	Release Status	Object State	Lifecycle	Wizard	Workflow Base Class	Navigable from Reports	Discussions	Assignments	Deputies	User Groups	Documents	Web Links
CustomerSegment	Customer Segment		X	X	X	X					X	X	X		X	X	X	X	X
DataRetentionPolicy	Data Retention Policy					X					X								
Demand	Demand		X	X	X	X	X	X			X	X	X	X	X	X	X	X	X
DemandArch	Demand Architecture Connection				X						X								
DemandFeatureIssue	Demand or Feature Issue Association										X								
DemandGroup	Demand Group		X	X	X	X					X	X	X		X	X	X	X	X
Deployment	Deployment		X	X	X	X		X	X	X	X	X	X	X	X	X	X	X	X

Object Class Name	Object Class Caption	Inherits Access Rights	Object Class Stereotype	Mandate	History Tracking	Searchable	Full-Text Search	Release Status	Object State	Lifecycle	Wizard	Workflow Base Class	Navigable from Reports	Discussions	Assignments	Deputies	User Groups	Documents	Web Links
DeploymentDiagram	Deployment Diagram										X								
DeploymentElement	Deployment Element	Deployment			X				X		X							X	
DeploymentInformationFlow	Deployment Information Flow										X								
Deputy	Deputy	Artifact									X								
DevExpressDashboard	Analytics Dashboard							X			X	X	X						
Device	Device		X	X	X			X	X	X		X	X	X	X	X	X	X	X

Object Class Name	Object Class Caption	Inherits Access Rights	Object Class Stereotype	Mandate	History Tracking	Searchable	Full-Text Search	Release Status	Object State	Lifecycle	Wizard	Workflow Base Class	Navigable from Reports	Discussions	Assignments	Deputies	User Groups	Documents	Web Links
DeviceComposition	Device Composition	Device	X								X								
DeviceDetail	Device Detail	Device	X								X								
DeviceDiagram	Device Diagram										X								
DeviceGroup	Device Group		X	X	X	X					X	X	X		X	X	X	X	X
DiagramView	Diagram View										X								
DiagramViewItem	Diagram View Item										X								
DiscussionGroup	Discussion Group				X						X	X	X						

Object Class Name	Object Class Caption	Inherits Access Rights	Object Class Stereotype	Mandate	History Tracking	Searchable	Full-Text Search	Release Status	Object State	Lifecycle	Wizard	Workflow Base Class	Navigable from Reports	Discussions	Assignments	Deputies	User Groups	Documents	Web Links
DiscussionItem	Discussion Item							X			X								
Domain	Domain		X	X	X	X	X				X	X	X	X	X	X	X	X	X
DomainApplicationDiagram	Domain Application Diagram										X								
DomainFunctionDiagram	Domain Function Diagram										X								
DomainGroup	Domain Group		X								X	X	X		X			X	X
EnterpriseMilestone	Enterprise Milestone										X	X	X						
EnterpriseRelease	Enterprise Release					X		X			X	X	X		X	X	X	X	X

Object Class Name	Object Class Caption	Inherits Access Rights	Object Class Stereotype	Mandate	History Tracking	Searchable	Full-Text Search	Release Status	Object State	Lifecycle	Wizard	Workflow Base Class	Navigable from Reports	Discussions	Assignments	Deputies	User Groups	Documents	Web Links
EnvironmentDef	Technical Environment Definition				X						X								
EnvironmentItem	Technical Environment Item				X						X								
EnvironmentItemDef	Technical Environment Definition Item				X						X								
EvaluationType	Evaluation Type										X								
Feature	Feature	Component,Application,IC-TOBJECT,StandardPlatform,LocalComponent,PlatformElement,Service	X			X		X			X	X	X		X	X	X	X	X
FrameworkGroup	Framework Group				X		X				X	X	X		X	X	X	X	X

Object Class Name	Object Class Caption	Inherits Access Rights	Object Class Stereotype	Mandate	History Tracking	Searchable	Full-Text Search	Release Status	Object State	Lifecycle	Wizard	Workflow Base Class	Navigable from Reports	Discussions	Assignments	Deputies	User Groups	Documents	Web Links
FunctionalModule	Functional Module				X	X					X	X	X	X	X	X	X	X	X
FWG_NavigationDiagram	Framework Group Navigation Diagram										X								
GAI_DBConnection	Generic API Integration Database Connection							X			X								
GenericAffectedArch	Generic Architecture Connection		X								X				X				
GenericAttribute	Generic Attribute										X								
GenericReferenceData	Generic Reference Data		X								X	X	X						

Object Class Name	Object Class Caption	Inherits Access Rights	Object Class Stereotype	Mandate	History Tracking	Searchable	Full-Text Search	Release Status	Object State	Lifecycle	Wizard	Workflow Base Class	Navigable from Reports	Discussions	Assignments	Deputies	User Groups	Documents	Web Links
Generi-cREST_DBCon- nection	Generic REST API Con- nection							X			X								
Glossary	Glossary				X		X				X	X	X			X	X	X	X
GlossaryFolder	Glossary Folder	Glossary									X								
GlossaryItem	Glossary Item	Artifact									X							X	
ICTObject	ICT Object		X	X	X	X	X	X	X	X	X	X	X	X	X	X	X	X	X
ICTObjectCata- logElement	ICT Object Catalog Ele- ment										X	X	X		X	X	X	X	X
ICTObjectCate- gory	ICT Object Category				X	X					X	X	X		X	X	X	X	X

Object Class Name	Object Class Caption	Inherits Access Rights	Object Class Stereotype	Mandate	History Tracking	Searchable	Full-Text Search	Release Status	Object State	Lifecycle	Wizard	Workflow Base Class	Navigable from Reports	Discussions	Assignments	Deputies	User Groups	Documents	Web Links
ICTObjectGroup	ICT Object Group		X	X	X	X	X				X	X	X		X	X	X	X	X
ICTObjectVirtual	ICT Object Virtual				X				X		X	X	X						
IFTargetService	Targeted Business Service				X						X								
IncomeType	Income Type										X								
Indicator	Indicator	SEMANTICCLASS			X						X								
IndicatorLookupTable	Indicator Lookup Table										X								
IndicatorTimeSeries	Time Series Period										X								

Object Class Name	Object Class Caption	Inherits Access Rights	Object Class Stereotype	Mandate	History Tracking	Searchable	Full-Text Search	Release Status	Object State	Lifecycle	Wizard	Workflow Base Class	Navigable from Reports	Discussions	Assignments	Deputies	User Groups	Documents	Web Links
IndicatorTimeSeriesGroup	Time Series Group										X								
IndicatorType	Indicator Type										X								
IndicatorTypeComputationRule	Computation Rule										X								
InformationFlow	Information Flow			X	X			X	X	X	X	X	X	X	X	X	X	X	X
IntegrationConnectionDetails	Integration Connection Detail										X								
IntegrationConnectionUsage	Integration Connection Usage										X								

Object Class Name	Object Class Caption	Inherits Access Rights	Object Class Stereotype	Mandate	History Tracking	Searchable	Full-Text Search	Release Status	Object State	Lifecycle	Wizard	Workflow Base Class	Navigable from Reports	Discussions	Assignments	Deputies	User Groups	Documents	Web Links
InterfaceSystem	Interface System	InformationFlow,Solution-InformationFlow			X						X				X			X	
Issue	Issue	Artifact,Application,BusinessSupport,Component,Deployment,Peripheral,Project,StandardPlatform,ServiceProduct,VendorProduct,Service	X					X			X	X	X		X			X	
IssueAssoc	Issue Association										X								
ITCapability	IT Capability				X						X	X	X	X	X	X	X	X	X
ITCapabilityMap	Technology Support Map				X						X	X	X		X	X	X	X	X
ITCapabilityMap-Folder	Technology Support Map Folder				X						X	X	X						

Object Class Name	Object Class Caption	Inherits Access Rights	Object Class Stereotype	Mandate	History Tracking	Searchable	Full-Text Search	Release Status	Object State	Lifecycle	Wizard	Workflow Base Class	Navigable from Reports	Discussions	Assignments	Deputies	User Groups	Documents	Web Links	
ITCapUsage	IT Capability Usage				X						X									
ITMapView	Map View	ITMasterPlanMap,ITStrategyMap			X						X	X	X						X	
ITMasterPlan	Master Plan			X	X	X					X	X	X							
ITMasterPlan-Folder	Master Plan Folder	ITMasterPlan									X									
ITMasterPlanMap	Master Plan Map				X						X	X	X		X	X	X	X	X	X
ITPolicy	Policy		X			X		X	X		X	X	X	X	X	X	X	X	X	X
ITPolicyArch	Policy Architecture Connection										X									

Object Class Name	Object Class Caption	Inherits Access Rights	Object Class Stereotype	Mandate	History Tracking	Searchable	Full-Text Search	Release Status	Object State	Lifecycle	Wizard	Workflow Base Class	Navigable from Reports	Discussions	Assignments	Deputies	User Groups	Documents	Web Links
ITPolicyGroup	Policy Group		X			X					X	X	X		X	X	X	X	X
ITPortfolio	Portfolio										X								
ITResource	Resource Request		X			X					X								
ITSolutionMap	Solution Map				X						X	X	X		X	X	X	X	X
ITStrategy	IT Strategy			X	X	X					X	X	X		X	X	X	X	X
ITStrategyMap	IT Strategy Map				X						X	X	X		X	X	X	X	X
ITStrategyMap-Folder	IT Strategy Folder	ITStrategy									X								

Object Class Name	Object Class Caption	Inherits Access Rights	Object Class Stereotype	Mandate	History Tracking	Searchable	Full-Text Search	Release Status	Object State	Lifecycle	Wizard	Workflow Base Class	Navigable from Reports	Discussions	Assignments	Deputies	User Groups	Documents	Web Links
JIRA_DBCon- nection	JIRA Connection										X								
LegalOwnership	Legal Ownership										X							X	
LocalComponent	Local Component	Application,Component			X				X		X	X	X		X			X	X
Location	Location		X	X	X	X					X	X	X	X	X	X	X	X	X
LocationDiagram	Location Diagram										X								
Market	Market		X	X	X	X					X	X	X		X	X	X	X	X
MarketProduct	Market Product		X	X	X	X	X			X	X	X	X	X	X	X	X	X	X

Object Class Name	Object Class Caption	Inherits Access Rights	Object Class Stereotype	Mandate	History Tracking	Searchable	Full-Text Search	Release Status	Object State	Lifecycle	Wizard	Workflow Base Class	Navigable from Reports	Discussions	Assignments	Deputies	User Groups	Documents	Web Links
MarketProduct-Group	Market Product Group		X	X	X	X	X				X	X	X		X	X	X	X	X
MasterPlatform	Master Platform		X		X	X		X	X	X	X	X	X	X	X	X	X	X	X
MasterPlatform-Category	Master Platform Category				X	X					X	X	X		X	X	X	X	X
MasterPlatform-Element	Master Platform Element	MasterPlatform			X						X								
MicrosoftProjectPlan_Mappings	MS Project Methodology							X			X								
Migration	Migration			X	X	X		X			X	X	X	X	X	X	X	X	X

Object Class Name	Object Class Caption	Inherits Access Rights	Object Class Stereotype	Mandate	History Tracking	Searchable	Full-Text Search	Release Status	Object State	Lifecycle	Wizard	Workflow Base Class	Navigable from Reports	Discussions	Assignments	Deputies	User Groups	Documents	Web Links
MigrationDiagram	Migration Diagram										X								
MigrationGroup	Migration Group		X	X	X	X					X	X	X		X	X	X	X	X
MigrationLink	Migration Rule	Migration			X						X							X	X
Milestone	Milestone	Project,EnterpriseRelease			X						X							X	
MilestoneHistory	Milestone History Object										X								
Network	Network		X					X	X		X	X	X	X	X	X	X	X	X
NetworkDiagram	Network Diagram										X								
NetworkRoute	Network Route							X	X		X	X	X	X	X	X	X	X	X

Object Class Name	Object Class Caption	Inherits Access Rights	Object Class Stereotype	Mandate	History Tracking	Searchable	Full-Text Search	Release Status	Object State	Lifecycle	Wizard	Workflow Base Class	Navigable from Reports	Discussions	Assignments	Deputies	User Groups	Documents	Web Links
ObjectAssociations	Object Associations										X								
ObjectComments	Object Comments										X								
Operation	Business Function Operation	BusinessFunction			X						X							X	X
OperationParameter	Operation Parameter				X						X								
OrganizationGroup	Organization Group		X	X	X	X					X	X	X		X			X	X
OrgaUnit	Organization		X	X	X	X	X	X	X	X	X	X	X	X	X	X	X	X	X
Peripheral	Peripheral		X	X	X	X			X		X	X	X	X	X	X	X	X	X

Object Class Name	Object Class Caption	Inherits Access Rights	Object Class Stereotype	Mandate	History Tracking	Searchable	Full-Text Search	Release Status	Object State	Lifecycle	Wizard	Workflow Base Class	Navigable from Reports	Discussions	Assignments	Deputies	User Groups	Documents	Web Links
PeripheralGroup	Peripheral Group		X	X	X	X					X	X	X		X	X	X	X	X
Person	Person		X								X								X
PersonAvailability	Availability				X						X								
PersonCalendar	Personal Calendar										X								
PersonProxy	Proxy				X						X								
Platform	Platform	Application,Component			X			X			X	X	X						
PlatformCatalogElement	Standard Platform Catalog Element									X	X	X	X		X	X	X	X	X

Object Class Name	Object Class Caption	Inherits Access Rights	Object Class Stereotype	Mandate	History Tracking	Searchable	Full-Text Search	Release Status	Object State	Lifecycle	Wizard	Workflow Base Class	Navigable from Reports	Discussions	Assignments	Deputies	User Groups	Documents	Web Links
PlatformDiagram	Platform Diagram										X								
PlatformElement	Platform Element	StandardPlatform			X						X								
PlatformElementDependency	Platform Element Dependency										X								
PlatformInformationFlow	Platform Information Flow	StandardPlatform,Platform			X						X							X	X
PlatformLayer	Platform Layer				X	X					X	X	X		X		X	X	X
PlatformTemplate	Platform Template				X	X					X	X	X		X		X	X	X
PlatformTier	Platform Tier				X	X					X	X	X		X		X	X	X

Object Class Name	Object Class Caption	Inherits Access Rights	Object Class Stereotype	Mandate	History Tracking	Searchable	Full-Text Search	Release Status	Object State	Lifecycle	Wizard	Workflow Base Class	Navigable from Reports	Discussions	Assignments	Deputies	User Groups	Documents	Web Links
Principle	Principle		X		X	X					X	X	X		X	X	X	X	X
PrioritizationScheme	Prioritization Scheme										X								
ProcessGap	Business Process Gap										X								
PROFILE_REQUEST	User Profile Request										X								
Project	Project		X	X	X	X		X			X			X	X	X	X	X	X
ProjectArch	Project Architecture Connection				X						X								
ProjectBucketAllocation	Project Bucket Allocation										X								

Object Class Name	Object Class Caption	Inherits Access Rights	Object Class Stereotype	Mandate	History Tracking	Searchable	Full-Text Search	Release Status	Object State	Lifecycle	Wizard	Workflow Base Class	Navigable from Reports	Discussions	Assignments	Deputies	User Groups	Documents	Web Links	
ProjectDeliverable	Project Deliverable				X						X									
ProjectDependency	Project Dependency				X						X								X	
ProjectGroup	Project Group		X	X	X	X					X				X	X	X	X	X	
ProjectIndicator	Project Indicator										X									
ProjectRank	Project Portfolio Rank										X									
ProjectTemplate	Project Template										X									
ProposedInformationFlow	Proposed Information Flow							X			X							X	X	

Object Class Name	Object Class Caption	Inherits Access Rights	Object Class Stereotype	Mandate	History Tracking	Searchable	Full-Text Search	Release Status	Object State	Lifecycle	Wizard	Workflow Base Class	Navigable from Reports	Discussions	Assignments	Deputies	User Groups	Documents	Web Links
ProposedLocal-Component	Proposed Local Component										X				X			X	X
QuestIndSubstitutedQuestions	Question Substitution Rule										X								
Question	Question										X								
Questionary	Questionnaire							X			X								
QuestionaryIndicator	Questionnaire Indicator										X								
QuestionDependency	Question Dependency										X								

Object Class Name	Object Class Caption	Inherits Access Rights	Object Class Stereotype	Mandate	History Tracking	Searchable	Full-Text Search	Release Status	Object State	Lifecycle	Wizard	Workflow Base Class	Navigable from Reports	Discussions	Assignments	Deputies	User Groups	Documents	Web Links
QuestionnaireEvaluation	Questionnaire Evaluation							X			X								
QuestionPolicy	Questionnaire Policy										X								
QuestionSet	Question Set										X								
QuestionSetCategory	Question Set Category										X								
ReleaseItem	Enterprise Release Item	Application,Component,Project,StandardPlatform						X			X	X	X					X	
ReportDiagram	Custom Diagram										X								
RequestICTO	ICT Object Request		X	X	X		X				X	X	X	X	X	X	X	X	X

Object Class Name	Object Class Caption	Inherits Access Rights	Object Class Stereotype																
				Mandate	History Tracking	Searchable	Full-Text Search	Release Status	Object State	Lifecycle	Wizard	Workflow Base Class	Navigable from Reports	Discussions	Assignments	Deputies	User Groups	Documents	Web Links
Risk	Risk				X							X						X	X
RiskClassSetting	Class-Based Risk Management Template				X							X							
RiskGroup	Risk Management Group		X	X	X							X	X	X	X	X	X	X	X
RiskManagementTemplate	Risk Management Template				X							X							
RiskMitigation	Risk Mitigation											X	X	X		X		X	X
RiskMitigation-Category	Risk Mitigation Template Category					X						X	X	X					X
RiskMitigation-Template	Risk Mitigation Template					X						X	X	X					X

Object Class Name	Object Class Caption	Inherits Access Rights	Object Class Stereotype	Mandate	History Tracking	Searchable	Full-Text Search	Release Status	Object State	Lifecycle	Wizard	Workflow Base Class	Navigable from Reports	Discussions	Assignments	Deputies	User Groups	Documents	Web Links
RiskObject	Risk Object				X						X	X	X	X	X	X	X	X	
RiskSet	Risk Template				X						X								
Role	Role	Artifact			X						X								
RoleType	Role Type										X								
RoleTypeConfig	Role Type Configuration										X								
SalesChannel	Sales Channel		X	X	X	X					X	X	X		X	X	X	X	X
SBBDiagram	Solution Building Block Diagram										X								

Object Class Name	Object Class Caption	Inherits Access Rights	Object Class Stereotype	Mandate	History Tracking	Searchable	Full-Text Search	Release Status	Object State	Lifecycle	Wizard	Workflow Base Class	Navigable from Reports	Discussions	Assignments	Deputies	User Groups	Documents	Web Links
SBBInformation-Flow	Solution Building Block Information Flow										X								
Service	Technical Service	Component,LocalComponent	X	X			X	X				X	X		X			X	X
ServiceContract	Service Contract	OrgaUnit			X						X								
ServiceContractContribution	Service Contract Contribution				X						X								
ServiceContractTemplate	Service Contract Template				X						X	X	X		X	X	X	X	X
Service-DataTypes	Technical Service Data Types	Service									X								

Object Class Name	Object Class Caption	Inherits Access Rights	Object Class Stereotype	Mandate	History Tracking	Searchable	Full-Text Search	Release Status	Object State	Lifecycle	Wizard	Workflow Base Class	Navigable from Reports	Discussions	Assignments	Deputies	User Groups	Documents	Web Links
ServiceItem	Service Product Item	ServiceProduct	X								X							X	
ServiceMapping	Service Mapping				X						X								
ServiceOperation	Technical Service Operation	Service	X		X						X							X	
ServiceOperationMethod	Technical Service Operation Method	Service	X								X							X	
ServiceOperationMethodParameter	Technical Service Operation Method Parameter	Service									X							X	
ServiceProduct	Service Product		X	X	X	X		X	X		X	X	X		X	X	X	X	X

Object Class Name	Object Class Caption	Inherits Access Rights	Object Class Stereotype	Mandate	History Tracking	Searchable	Full-Text Search	Release Status	Object State	Lifecycle	Wizard	Workflow Base Class	Navigable from Reports	Discussions	Assignments	Deputies	User Groups	Documents	Web Links
ServiceProduct-Group	Service Product Group		X	X		X					X	X	X		X	X	X	X	X
SimpleDeployment	Simple Deployment										X								
Skill	Skill										X								
SkillOffer	Skill Offer				X						X								
SkillRequest	Skill Request	Project,ProjectTemplate,ResourcePlan			X						X								
SkillRequestAssignedCapacity	Skill Request Capacity Assignment										X								

Object Class Name	Object Class Caption	Inherits Access Rights	Object Class Stereotype	Mandate	History Tracking	Searchable	Full-Text Search	Release Status	Object State	Lifecycle	Wizard	Workflow Base Class	Navigable from Reports	Discussions	Assignments	Deputies	User Groups	Documents	Web Links
SLA	Service Level Agreement	ServiceProduct	X								X							X	
SolutionApplication	Solution Application		X		X				X	X	X	X	X		X	X	X	X	X
SolutionApplicationDiagram	Solution Architecture Diagram										X								
SolutionBusinessData	Solution Business Data				X						X	X	X		X	X	X	X	X
SolutionBusinessProcess	Solution Business Process	SolutionBusinessProcess-Model			X		X				X	X	X		X	X	X	X	X
SolutionBusinessProcessModel	Solution Business Process Model				X		X				X	X	X		X	X	X	X	X

Object Class Name	Object Class Caption	Inherits Access Rights	Object Class Stereotype	Mandate	History Tracking	Searchable	Full-Text Search	Release Status	Object State	Lifecycle	Wizard	Workflow Base Class	Navigable from Reports	Discussions	Assignments	Deputies	User Groups	Documents	Web Links
SolutionBusinessService	Solution Business Service	SolutionApplication,SolutionLocalComponent,SolutionBusinessProcess,SolutionComponent			X						X	X	X					X	X
SolutionBusinessSupport	Solution Business Support				X					X	X				X	X	X	X	X
SolutionComponent	Solution Component		X		X				X	X	X	X	X		X	X	X	X	X
SolutionDevice	Solution Device		X	X					X		X	X	X		X	X	X	X	X
SolutionDomain	Solution Domain		X								X	X	X	X	X	X	X	X	X
SolutionDomainProject	Solution Domain Project										X	X	X		X	X	X	X	X

Object Class Name	Object Class Caption	Inherits Access Rights	Object Class Stereotype	Mandate	History Tracking	Searchable	Full-Text Search	Release Status	Object State	Lifecycle	Wizard	Workflow Base Class	Navigable from Reports	Discussions	Assignments	Deputies	User Groups	Documents	Web Links
SolutionFunctionalModule	Solution Functional Module				X						X	X	X					X	X
SolutionInformationFlow	Solution Information Flow				X				X		X	X	X		X	X	X	X	X
SolutionLocalComponent	Solution Local Component	SolutionApplication,SolutionComponent	X		X				X	X	X	X	X					X	X
SolutionPeripheral	Solution Peripheral			X					X		X	X	X		X	X	X	X	X
SolutionPlatform	Solution Platform	SolutionApplication,SolutionComponent			X						X	X	X						
SolutionPlatformElement	Solution Platform Element	StandardPlatform			X						X								

Object Class Name	Object Class Caption	Inherits Access Rights	Object Class Stereotype	Mandate	History Tracking	Searchable	Full-Text Search	Release Status	Object State	Lifecycle	Wizard	Workflow Base Class	Navigable from Reports	Discussions	Assignments	Deputies	User Groups	Documents	Web Links
SolutionPlatformInformationFlow	Solution Platform Information Flow	SolutionStandardPlatform			X						X								
SolutionService	Solution Technical Service				X						X				X			X	X
SolutionServiceMethod	Solution Technical Service Operation Method										X								
SolutionServiceOperation	Solution Technical Service Operation	SolutionService									X							X	
SolutionStandardPlatform	Solution Standard Platform		X						X	X	X	X		X	X	X	X	X	X
SpendLimit	Spend Limit										X								

Object Class Name	Object Class Caption	Inherits Access Rights	Object Class Stereotype	Mandate	History Tracking	Searchable	Full-Text Search	Release Status	Object State	Lifecycle	Wizard	Workflow Base Class	Navigable from Reports	Discussions	Assignments	Deputies	User Groups	Documents	Web Links	
Stack	Stack		X	X	X	X		X	X	X	X	X	X	X	X	X	X	X	X	X
StackElement	Stack Element	Stack			X				X		X							X	X	
StackItem	Stack Item	Stack			X				X		X							X	X	
Staff	Staff	OrgaUnit									X									
StandardPlatform	Standard Platform		X		X	X	X	X	X	X	X	X	X	X	X	X	X	X	X	X
StandardPlatformCategory	Standard Platform Category				X	X					X	X	X		X	X	X	X	X	
StandardPlatformDiagram	Standard Platform Diagram										X									

Object Class Name	Object Class Caption	Inherits Access Rights	Object Class Stereotype	Mandate	History Tracking	Searchable	Full-Text Search	Release Status	Object State	Lifecycle	Wizard	Workflow Base Class	Navigable from Reports	Discussions	Assignments	Deputies	User Groups	Documents	Web Links
StrategicBusinessSupport	Strategic Business Support				X			X	X		X	X	X		X	X	X	X	X
SystemBuildingBlock	Solution Building Block		X			X		X	X		X	X	X		X	X	X	X	X
TacticalBusinessSupport	Tactical Business Support				X			X	X	X	X	X	X		X	X	X	X	X
TeamsCollaboration	MS Teams Channel Connection		X				X							X	X	X	X	X	X
TeamsCollaborationPost	MS Teams Message						X							X	X	X	X	X	X
TeamsMeeting	MS Teams Meeting						X							X	X	X	X	X	X

Object Class Name	Object Class Caption	Inherits Access Rights	Object Class Stereotype	Mandate	History Tracking	Searchable	Full-Text Search	Release Status	Object State	Lifecycle	Wizard	Workflow Base Class	Navigable from Reports	Discussions	Assignments	Deputies	User Groups	Documents	Web Links
TeamsMeeting_Sync	MS Teams Meeting Synchronization						X							X	X	X	X	X	X
TeamsMeetingAttendees	MS Teams Meeting Invitees						X							X	X	X	X	X	X
Technology	Technology		X		X	X		X		X	X	X	X	X	X	X	X	X	X
TechnologyGroup	Technology Group		X		X	X					X	X	X		X	X	X	X	X
Threat	Threat		X			X		X			X	X	X		X	X	X	X	X
ThreatGroup	Threat Group		X			X					X	X	X		X	X	X	X	X
Timesheet	Timesheet										X								

Object Class Name	Object Class Caption	Inherits Access Rights	Object Class Stereotype	Mandate	History Tracking	Searchable	Full-Text Search	Release Status	Object State	Lifecycle	Wizard	Workflow Base Class	Navigable from Reports	Discussions	Assignments	Deputies	User Groups	Documents	Web Links
TimeStatus	Time Status				X						X								
TimeTrack	Time Tracking										X								
UserGlobalData	User Global Data										X								
UserGroup	User Group										X								
ValueArc	Value Arc				X				X	X									
ValueNode	Value Node		X	X	X	X			X	X	X	X	X		X	X	X	X	X
ValueNodeArch	Value Node Architecture Connection				X						X								
ValueStream	Value Stream					X					X	X	X	X	X	X	X	X	X

Object Class Name	Object Class Caption	Inherits Access Rights	Object Class Stereotype	Mandate	History Tracking	Searchable	Full-Text Search	Release Status	Object State	Lifecycle	Wizard	Workflow Base Class	Navigable from Reports	Discussions	Assignments	Deputies	User Groups	Documents	Web Links
ValueStreamCondition	Value Stream Condition	ValueStreamStep	X								X							X	
ValueStreamFlow	Value Stream Flow	ValueStream									X							X	
ValueStreamGroup	Value Stream Group		X		X						X	X	X		X			X	X
ValueStreamStep	Value Stream Step	ValueStream									X			X	X				
ValueStreamValue	Value Stream Delivered Value	ValueStreamStep									X							X	
Vendor	Vendor		X	X	X	X					X	X	X	X	X	X	X	X	X

Object Class Name	Object Class Caption	Inherits Access Rights	Object Class Stereotype	Mandate	History Tracking	Searchable	Full-Text Search	Release Status	Object State	Lifecycle	Wizard	Workflow Base Class	Navigable from Reports	Discussions	Assignments	Deputies	User Groups	Documents	Web Links
VendorGroup	Vendor Group		X								X	X	X		X	X	X	X	X
VendorProduct	Vendor Product		X	X	X	X		X	X	X	X	X	X	X	X	X	X	X	X
Vendor-ProductCategory	Vendor Product Category				X	X					X	X	X		X	X	X	X	X
VendorProduct-Group	Vendor Product Group		X			X					X	X	X		X	X	X	X	X
VirtualOrgaUnit	Virtual Organization				X						X	X	X		X	X	X	X	X
VMMeasure	Measure										X								
VMMeasureCategory	Measure Type Category					X					X	X	X		X	X	X	X	

Object Class Name	Object Class Caption	Inherits Access Rights	Object Class Stereotype	Mandate	History Tracking	Searchable	Full-Text Search	Release Status	Object State	Lifecycle	Wizard	Workflow Base Class	Navigable from Reports	Discussions	Assignments	Deputies	User Groups	Documents	Web Links
VMMeasureType	Measure Type	VMMeasureCategory									X							X	X
VMMeasure-TypeArch	Measure Type Architecture Connection	VMMeasureType									X				X				
VMOjective	Objective	ValueNode									X	X	X						
VMPerspective	Perspective										X								
webMethodsIS_DBConnection	webMethods IS Integration Connection							X			X								
webMethodsTN_DBConnection	webMethods Trading Networks Connection							X			X								

Object Class Name	Object Class Caption	Inherits Access Rights	Object Class Stereotype	Mandate	History Tracking	Searchable	Full-Text Search	Release Status	Object State	Lifecycle	Wizard	Workflow Base Class	Navigable from Reports	Discussions	Assignments	Deputies	User Groups	Documents	Web Links
Workflow	Workflow										X								
WorkflowEventTable	Workflow Event Table										X								
WorkflowStep	Workflow Step										X								
WorkflowTemplate	Workflow Template										X								

Chapter 5: Standard Class Keys of Protected Alfabet Object Classes

Class keys specify one or a combination of properties for an object class. For the defined properties, the following applies:

- An index is created that enhances the speed and performance of query-based search.
- If the attribute **Unique** of the class key is set to `True`, the class key defines a unique key for the object class and the defined property or combination of properties must be unique for each object of the respective class.

Customers can define class keys for standards object classes. Preconfigured keys override customer-defined class keys. You cannot create a key that duplicates or neutralizes an existing preconfigured class key.

The following table lists all preconfigured keys in the standard Alfabet class model.

Class Name	Class Caption	Key Name	Properties	Unique	Accessi- bility
AffectedArch	Risk Mitigation Architecture Connection	AffectedArch_OBJECT	Object	false	Private
ALFA_JOB_SCHEDULE	Alfabet Job Schedule	ALFA_JOB_SCHEDULE_Name	Name	true	Protected
ALFA_REPORT	Report	Name	NAME	true	Private
ALFA_REPORTFOLDER	Report Folder	Name	NAME	true	Private
ALFA_URI	URL Link	ALFA_URI_Key1	OBJECT	false	Private

Class Name	Class Caption	Key Name	Properties	Unique	Accessi- bility
Answer	Answer	Answer_Key1	Name,AnswerSet	true	Protected
AnswerSet	Answer Set	AnswerSet_Key1	Name,AnswerSetCategory	true	Protected
AnswerSetCategory	Answer Set Category	AnswerSetCategory_Key1	Name	true	Protected
APIGateway_DBConnection	API Gateway Data Con- nection	Connection_Key	Connection	true	Private
Apigee_DBConnection	Apigee Data Connection	Connection_Key	Connection	true	Private
APIPortal_DBConnection	API Portal Data Connection	Connection_Key	Connection	true	Private
Application	Application	NameVersion	Name,Version	true	Protected
Application	Application	Application_Key1	ICTObject	false	Private
Application	Application	Application_Key2	Domain	false	Private
ApplicationGroup	Application Group	ApplicationGroup_Key1	BelongsTo	false	Private

Class Name	Class Caption	Key Name	Properties	Unique	Accessi- bility
AspectIndicator	Aspect Indicator	AspectIndicator_Key1	Object,Aspect	false	Private
AspectIndicator	Aspect Indicator	AspectIndicator_OBJECT	Object	false	Private
AspectIndicator	Aspect Indicator	AspectIndicator_ASPECT	Aspect	false	Private
Assignment	Assignment	Assignment_Key1	AssignedTo	false	Private
Assignment	Assignment	Assignment_Key2	BelongsTo	false	Private
BFCategory	Business Function Category	BFCategory_Key1	BelongsTo	false	Private
BlockoutCalendar	Enterprise Calendar	BOC_Key1	Name,Year	true	Private
BlockoutCalendarItem	Calendar Item	BOCI_Key1	Calendar,Date,Name	true	Private
Brand	Brand	Brand_Name	Name	true	Protected
Bucket	Bucket	Bucket_Key1	BelongsTo	false	Private

Class Name	Class Caption	Key Name	Properties	Unique	Accessi- bility
BudgetValue	Budget Value	BudgetValue_Key1	Owner	false	Private
BusinessData	Business Data	BusinessData_Key1	Type	false	Private
BusinessDataUsage	Business Data Usage	BusinessDataUsage_Key1	Object,Data	true	Private
BusinessDataUsage	Business Data Usage	BusinessDataUsage_Key2	Data	false	Private
BusinessDataUsage	Business Data Usage	BusinessDataUsage_Key3	Object	false	Private
BusinessDocument	Business Document	DOCTMPL_Key1	Name	true	Private
BusinessFunction	Business Function	BusinessFunction_Key1	Category	false	Private
BusinessObject	Business Object	BusinessObject_Key1	Domain	false	Private
BusinessObject	Business Object	BusinessObject_Key2	Category	false	Private
BusinessObjectCategory	Business Object Category	BusinessObjectCategory_Key1	BelongsTo	false	Private

Class Name	Class Caption	Key Name	Properties	Unique	Accessi- bility
BusinessProcess	Business Process	BusinessProcess_Key1	BelongsTo	false	Private
BusinessProcess	Business Process	BusinessProcess_Key2	Domain	false	Private
BusinessProcess	Business Process	BusinessProcess_Key3	Model	false	Private
BusinessRole	Business Role	BRL_Key1	Name	true	Protected
BusinessService	Business Service	BusinessService_Key1	Function	false	Private
BusinessService	Business Service	BusinessService_Key2	Object	false	Private
BusinessService	Business Service	BusinessService_Key3	Provider	false	Private
BusinessSupport	Operational Business Support	BusinessSupport_Key1	Object,XObject,YObject	false	Private
CapabilityIndicator	Capability Indicator	CapabilityIndicator_Key1	Object,Aspect,IndicatorType,Evaluation- Type	false	Private

Class Name	Class Caption	Key Name	Properties	Unique	Accessi- bility
CentraSite_DBConnection	CentraSite Connection	Connection_Key	Connection	true	Private
ColorRule	Color Rule	NameKey	Name	true	Private
ColorRule	Color Rule	ColorRule_Key1	Group	false	Private
ColorRuleGroup	Color Rule Group	Name	Name	true	Private
ColorRuleResult	Color	ColorRuleResult_Key1	Owner	false	Private
ColorRuleResult	Color	ColorRuleResult_Key2	Object	false	Private
ComplianceControlSet	Compliance Control Set	Name	Name	true	Protected
Component	Component	Component_Key1	Category	false	Private
Component	Component	Component_Key2	ICTObject	false	Private
Component	Component	Component_Key3	Domain	false	Private

Class Name	Class Caption	Key Name	Properties	Unique	Accessi- bility
Component	Component	Component_Key4	Vendor	false	Private
ComponentCatalogElement	Component Catalog Element	ComponentAndCatalog	Component,Catalog	true	Private
ComponentCategory	Component Category	ComponentCategory_Key1	BelongsTo	false	Private
ComponentGroup	Component Group	ComponentGroup_Key1	BelongsTo	false	Private
ComponentTest	Component Test	ComponentTest_Key1	Object	false	Private
ConnectionDataFormat	Connection Data Format	ConnectionDataFormat_Key1	Name	true	Protected
ConnectionFrequency	Connection Frequency	ConnectionFrequency_Key1	Name	true	Protected
ConnectionMethod	Connection Method	ConnectionMethod_Key1	Name	true	Protected
ConnectionType	Connection Type	ConnectionType_Key1	Name	true	Protected
ContractGroup	Contract Group	Name	Name	true	Protected

Class Name	Class Caption	Key Name	Properties	Unique	Accessi- bility
CostCentre	Cost Center	CostCentre_Key1	Owner	false	Private
CostCentreGroup	Cost Center Group	CostCentreGroup_Key1	BelongsTo	false	Private
CustomerSegment	Customer Segment	CustomerSegment_Name	Name	true	Protected
DataRetentionPolicy	Data Retention Policy	DRP_Key1	Name	true	Private
Demand	Demand	Demand_Key1	AssignedToProject	false	Private
Demand	Demand	Demand_Key2	ProjectCreator	false	Private
Demand	Demand	Demand_Key3	OutputOfProject	false	Private
DemandArch	Demand Architecture Con- nection	DemandArch_Key1	Demand	false	Private
DemandArch	Demand Architecture Con- nection	DemandArch_Key2	Object	false	Private

Class Name	Class Caption	Key Name	Properties	Unique	Accessi- bility
DemandGroup	Demand Group	DemandGroup_Key1	BelongsTo	false	Private
Deployment	Deployment	Deployment_Key1	Object	false	Private
Deployment	Deployment	Deployment_Key2	Stack	false	Private
DeploymentElement	Deployment Element	DeploymentElement_Key1	Deployment,StackElement,Component,De- vice,Object	false	Private
DeploymentElement	Deployment Element	DeploymentElement_Key2	Object	false	Private
DeploymentElement	Deployment Element	DeploymentElement_Key3	Device	false	Private
Deputy	Deputy	Deputy_Key1	Object	false	Private
Deputy	Deputy	Deputy_Key2	Deputy	false	Private
Device	Device	Device_Key1	Location	false	Private
DeviceComposition	Device Composition	DeviceComposition_Key1	UsingDevice	false	Private

Class Name	Class Caption	Key Name	Properties	Unique	Accessi- bility
DeviceComposition	Device Composition	DeviceComposition_Key2	UsedDevice	false	Private
DeviceDetail	Device Detail	DeviceDetail_Key1	Owner	false	Private
DeviceGroup	Device Group	DeviceGroup_Key1	BelongsTo	false	Private
DiagramView	Diagram View	Name	Name	true	Private
DiagramViewItem	Diagram View Item	Name	Name	true	Private
Domain	Domain	Domain_Key1	BelongsTo	false	Private
EnvironmentItem	Technical Environment Item	EnvironmentItem_Key1	EnvironmentDef,ItemDef,Object	true	Private
EvaluationType	Evaluation Type	Name	Name	true	Private
FunctionalModule	Functional Module	FunctionalModule_Key1	Domain	false	Private
GlossaryFolder	Glossary Folder	GlossaryFolder_Key1	BelongsTo	false	Private

Class Name	Class Caption	Key Name	Properties	Unique	Accessi- bility
GlossaryItem	Glossary Item	GlossaryItem_Key1	Glossary,ArtifactReference,GlossaryFolder	false	Private
ICTObject	ICT Object	Name	Name	true	Protected
ICTObject	ICT Object	ICTObject_Key1	Owner	false	Private
ICTObject	ICT Object	ICTObject_Key2	Domain	false	Private
ICTObject	ICT Object	ICTObject_Key3	Category	false	Private
ICTObjectCategory	ICT Object Category	ICTObjectCategory_Key1	BelongsTo	false	Private
ICTObjectGroup	ICT Object Group	ICTObjectGroup_Key1	BelongsTo	false	Private
Indicator	Indicator	Indicator_Key1	Object,Aspect,IndicatorType,Evaluation- Type	false	Private
Indicator	Indicator	Indicator_Key2	Object,IndicatorType,EvaluationType	false	Private
Indicator	Indicator	Indicator_Key3	Object	false	Private

Class Name	Class Caption	Key Name	Properties	Unique	Accessi- bility
Indicator	Indicator	Indicator_Key4	Aspect	false	Private
IndicatorType	Indicator Type	EvaluationType,Name	EvaluationType,Name	true	Private
InformationFlow	Information Flow	InformationFlow_Key1	From,To,FromOwner,ToOwner	false	Private
InterfaceSystem	Interface System	InterfaceSystem_Key1	InformationFlow,System,LocalComponent	false	Private
ITCapability	IT Capability	ITCapability_Key1	Parent	false	Private
ITCapabilityMap	Technology Support Map	ITCapabilityMap_Key1	Owner	false	Private
ITCapabilityMapFolder	Technology Support Map Folder	ITCapabilityMapFolder_Key1	Parent	false	Private
ITCapUsage	IT Capability Usage	ITCapUsage_Key1	Capability,Location,Technology,Type	false	Private
ITMapView	Map View	ITMapView_Key1	ITMap	false	Private
ITMasterPlanFolder	Master Plan Folder	ITMasterPlanFolder_Key1	BelongsTo,ITMasterPlan	false	Private

Class Name	Class Caption	Key Name	Properties	Unique	Accessi- bility
ITMasterPlanMap	Master Plan Map	ITMasterPlanMap_Key1	ITMasterPlan	false	Private
ITMasterPlanMap	Master Plan Map	ITMasterPlanMap_Key2	Folder	false	Private
ITPolicy	Policy	ITPolicy_Key1	Name	true	Protected
ITPolicyArch	Policy Architecture Con- nection	ITPolicyArch_Key1	Policy	false	Private
ITPolicyArch	Policy Architecture Con- nection	ITPolicyArch_Key2	Object	false	Private
ITPolicyGroup	Policy Group	ITPolicyGroup_Key1	Name	true	Protected
ITPortfolio	Portfolio	Name	Name	true	Private
ITResource	Resource Request	Resource_Key1	Requestor	false	Private
ITResource	Resource Request	Resource_Key2	Provider	false	Private

Class Name	Class Caption	Key Name	Properties	Unique	Accessi- bility
ITSolutionMap	Solution Map	ITSolutionMap_Key1	Project	false	Private
ITStrategyMap	IT Strategy Map	ITStrategyMap_Key1	Folder	false	Private
ITStrategyMap	IT Strategy Map	ITStrategyMap_Key2	ITStrategy	false	Private
ITStrategyMapFolder	IT Strategy Folder	ITStrategyMapFolder_Key1	BelongsTo,ITStrategy	false	Private
JIRA_DBConnection	JIRA Connection	Unique_Name_Key	Name	true	Private
LocalComponent	Local Component	LocalComponent_Key1	Owner	false	Private
Location	Location	Location_Key1	BelongsTo	false	Private
Market	Market	Market_Name	Name	true	Protected
MarketProduct	Market Product	MarketProduct_Key1	BelongsTo	false	Private
MarketProductGroup	Market Product Group	MarketProductGroup_Key1	BelongsTo	false	Private

Class Name	Class Caption	Key Name	Properties	Unique	Accessi- bility
MasterPlatform	Master Platform	MasterPlatform_Key1	Category	false	Private
MasterPlatform	Master Platform	MasterPlatform_Key2	ICTObject	false	Private
MasterPlatformCategory	Master Platform Category	MasterPlatformCategory_Key1	BelongsTo	false	Private
MasterPlatformElement	Master Platform Element	MasterPlatformElement_Key1	Owner	false	Private
MigrationGroup	Migration Group	MigrationGroup_Key1	BelongsTo	false	Private
MigrationLink	Migration Rule	FromToMigr	From,To,Migration	true	Private
OrganizationGroup	Organization Group	OrganizationGroup_Key1	BelongsTo	false	Private
OrgaUnit	Organization	OrgaUnit_Key1	BelongsTo	false	Private
PeripheralGroup	Peripheral Group	PeripheralGroup_Key1	BelongsTo	false	Private
Person	Person	USER_NAME_Key	USER_NAME	true	Private

Class Name	Class Caption	Key Name	Properties	Unique	Accessi- bility
Person	Person	ExternalSyncTime	EXTERNAL_SYNCNCTIME	false	Private
Person	Person	ExternalSource	EXTERNAL_SOURCE	false	Private
PersonAvailability	Availability	PersonAvailability_Key1	Person	false	Private
PersonCalendar	Personal Calendar	PCLNDR_Key1	Year,Owner	true	Private
PersonProxy	Proxy	PersonProxy_Key1	Person,Deputy,Category	false	Private
Platform	Platform	Platform_Key1	Object	false	Private
PlatformCatalogElement	Standard Platform Catalog Element	PlatformAndCatalog	Platform,Catalog	true	Private
PlatformElement	Platform Element	PlatformElement_Key1	Owner,Component	false	Private
PlatformElementDepend- ency	Platform Element Depend- ency	PlatformElementDepend- ency_Key1	DependentElement,Element	false	Private

Class Name	Class Caption	Key Name	Properties	Unique	Accessi- bility
PlatformInformationFlow	Platform Information Flow	PlatformInformation- Flow_Key1	From,To,Platform	false	Private
PrioritizationScheme	Prioritization Scheme	Name	Name	true	Private
Project	Project	Project_Key1	Parent	false	Private
Project	Project	Project_Key2	SolutionOf	false	Private
Project	Project	Project_Key3	PrimaryObject	false	Private
Project	Project	Project_Key4	Bucket	false	Private
ProjectArch	Project Architecture Con- nection	ProjectArch_Key1	Project,Object	false	Private
ProjectDeliverable	Project Deliverable	ProjectDeliverable_Key1	Project,Object	false	Private
ProjectDependency	Project Dependency	ProjectDependency_Key1	From,To,Type	false	Private

Class Name	Class Caption	Key Name	Properties	Unique	Accessi- bility
ProjectGroup	Project Group	ProjectGroup_Key1	BelongsTo	false	Private
ProjectIndicator	Project Indicator	ProjectIndicator_Key1	Object,Aspect,IndicatorType,Evaluation- Type	false	Private
ProjectIndicator	Project Indicator	ProjectIndicator_Key2	Object	false	Private
ProjectIndicator	Project Indicator	ProjectIndicator_Key3	Aspect	false	Private
ProjectRank	Project Portfolio Rank	ProjectRank_Key1	Project,Group	false	Private
Questionary	Questionnaire	Name	Name,Version	true	Protected
QuestionaryIndicator	Questionnaire Indicator	QuestionaryIndicator_Key1	Questionary,Question,User,Object	true	Protected
QuestionSet	Question Set	Name	Name,QuestionSetCategory	true	Protected
QuestionSetCategory	Question Set Category	QuestionSetCategory_Key1	Name	true	Protected
RiskGroup	Risk Management Group	RiskGroup_Key1	Parent	false	Private

Class Name	Class Caption	Key Name	Properties	Unique	Accessi- bility
RiskManagementTemplate	Risk Management Template	RiskManagementTem- plate_Key1	Name	true	Private
RiskObject	Risk Object	Group_Object	Group,Object	true	Private
Role	Role	Object_Key	Object	false	Private
Role	Role	Responsible_Key	Responsible	false	Private
RoleType	Role Type	Name	Name	true	Private
RoleTypeConfig	Role Type Configuration	RoleTypeClass	ClassConfiguration,RoleType	true	Private
SalesChannel	Sales Channel	SalesChannel_Name	Name	true	Protected
Service	Technical Service	Service_Key1	Owner	false	Private
ServiceItem	Service Product Item	ServiceItem_Key1	Owner	false	Private
ServiceItem	Service Product Item	ServiceItem_Key2	Object	false	Private

Class Name	Class Caption	Key Name	Properties	Unique	Accessi- bility
ServiceOperation	Technical Service Operation	ServiceOperation_Key1	Service	false	Private
ServiceProduct	Service Product	ServiceProduct_Key1	Provider	false	Private
ServiceProduct	Service Product	ServiceProduct_Key2	Name,Version	true	Protected
SimpleDeployment	Simple Deployment	SimplDepl	Device,Object	false	Private
Skill	Skill	Name	Name	true	Protected
SkillOffer	Skill Offer	SkillOffer_Key	Skill,Organization	false	Private
SkillRequest	Skill Request	SkillRequest_Key	Skill,Project	false	Private
SLA	Service Level Agreement	SLA_Key1	Object	false	Private
SolutionApplication	Solution Application	SolutionApplication_Key1	Project	false	Private
SolutionApplication	Solution Application	SolutionApplication_Key2	InventoryObject	false	Private

Class Name	Class Caption	Key Name	Properties	Unique	Accessi- bility
SolutionBusinessData	Solution Business Data	SolutionBusinessData_Key1	Project	false	Private
SolutionBusinessData	Solution Business Data	SolutionBusinessData_Key2	InventoryObject	false	Private
SolutionBusinessProcess	Solution Business Process	SolutionBusinessPro- cess_Key1	BelongsTo	false	Private
SolutionBusinessProcess	Solution Business Process	SolutionBusinessPro- cess_Key2	Model	false	Private
SolutionBusinessProcess- Model	Solution Business Process Model	SolutionBusinessProcess- Model_Key1	Base	false	Private
SolutionBusinessService	Solution Business Service	SolutionBusinessService_Key1	Project,Function,Object,Provider,Inven- toryObject	false	Private
SolutionBusinessSupport	Solution Business Support	SolutionBusinessSup- port_Key1	Object,XObject,YObject	false	Private
SolutionComponent	Solution Component	SolutionComponent_Key1	Project	false	Private
SolutionComponent	Solution Component	SolutionComponent_Key2	InventoryObject	false	Private

Class Name	Class Caption	Key Name	Properties	Unique	Accessi- bility
SolutionDomain	Solution Domain	SolutionDomain_Key1	Project	false	Private
SolutionDomainProject	Solution Domain Project	SolutionDomainProject_Key1	SolutionDomain	false	Private
SolutionFunctionalModule	Solution Functional Module	SolutionFunctionalModule_Key1	Project	false	Private
SolutionInformationFlow	Solution Information Flow	SolutionInformationFlow_Key1	From,To,FromOwner,ToOwner	false	Private
SolutionInformationFlow	Solution Information Flow	SolutionInformationFlow_Key2	Project	false	Private
SolutionInformationFlow	Solution Information Flow	SolutionInformationFlow_Key3	InventoryObject	false	Private
SolutionLocalComponent	Solution Local Component	SolutionLocalComponent_Key1	Owner	false	Private
SolutionLocalComponent	Solution Local Component	SolutionLocalComponent_Key2	Project	false	Private
SolutionPlatform	Solution Platform	SolutionPlatform_Key1	Object	false	Private

Class Name	Class Caption	Key Name	Properties	Unique	Accessi- bility
SolutionPlatform	Solution Platform	SolutionPlatform_Key2	Project,InventoryObject	false	Private
SolutionPlatformElement	Solution Platform Element	PlatformElement_Key1	Owner,Component	false	Private
SolutionPlatformInfor- mationFlow	Solution Platform Infor- mation Flow	PlatformInformation- Flow_Key1	From,To,Platform	false	Private
SolutionServiceOperation	Solution Technical Service Operation	SolutionServiceOpera- tion_Key1	Service,InventoryObject	false	Private
SolutionServiceOperation	Solution Technical Service Operation	SolutionServiceOpera- tion_Key2	Project	false	Private
Stack	Stack	Stack_Key1	Owner	false	Private
Stack	Stack	Stack_Key2	Parent	false	Private
StackElement	Stack Element	StackElement_Key	Stack,Component	false	Private
StackItem	Stack Item	StackItem_Key	Stack,Component	false	Private

Class Name	Class Caption	Key Name	Properties	Unique	Accessi- bility
StandardPlatform	Standard Platform	StandardPlatform_Key1	ICTObject	false	Private
StandardPlatform	Standard Platform	StandardPlatform_Key2	Category	false	Private
StandardPlatform	Standard Platform	StandardPlatform_Key3	Domain	false	Private
StandardPlatformCategory	Standard Platform Category	StandardPlatformCate- gory_Key1	BelongsTo	false	Private
StrategicBusinessSupport	Strategic Business Support	StrategicBusinessSup- port_Key1	Object,XObject,YObject	false	Private
SystemBuildingBlock	Solution Building Block	SBB_Name	Name	true	Protected
TacticalBusinessSupport	Tactical Business Support	TacticalBusinessSupport_Key1	Object,XObject,YObject	false	Private
TeamsMeeting	MS Teams Meeting	TeamsMeeting_Key1	MeetingId	false	Private
TeamsMeeting	MS Teams Meeting	TeamsMeeting_Key2	ICALUID	false	Private


Class Name	Class Caption	Key Name	Properties	Unique	Accessi- bility
TeamsMeeting	MS Teams Meeting	TeamsMeeting_Key3	Organizer	false	Private
TeamsMeeting	MS Teams Meeting	TeamsMeeting_Key4	OrganizerInternalId	false	Private
TeamsMeeting	MS Teams Meeting	TeamsMeeting_Key5	Artifact	false	Private
TeamsMeeting	MS Teams Meeting	TeamsMeeting_Key6	StartDate,EndDate	false	Private
TeamsMeeting_Sync	MS Teams Meeting Synchroni- zation	TeamsMeeting_Sync_Key1	Organizer	false	Private
TeamsMeeting_Sync	MS Teams Meeting Synchroni- zation	TeamsMeeting_Sync_Key2	OrganizerId	false	Private
TeamsMeeting_Sync	MS Teams Meeting Synchroni- zation	TeamsMeeting_Sync_Key3	OrganizerId,StartDate,EndDate	false	Private
TeamsMeetingAttendees	MS Teams Meeting Invitees	TeamsMeetingAttendees_Key1	A_REF	false	Private
TechnologyGroup	Technology Group	TechnologyGroup_Key1	BelongsTo	false	Private

Class Name	Class Caption	Key Name	Properties	Unique	Accessi- bility
Threat	Threat	Threat_Key1	Name	true	Protected
ThreatGroup	Threat Group	ThreatGroup_Key1	Name	true	Protected
TimeStatus	Time Status	TimeStatus_Key	Owner	false	Private
TimeTrack	Time Tracking	TimeTrack_Key1	Owner,Task,Date	true	Private
UserGlobalData	User Global Data	UserDashboard_Key1	USERREF	true	Private
ValueArc	Value Arc	ValueArc_Key1	Head	false	Private
ValueArc	Value Arc	ValueArc_Key2	Tail	false	Private
ValueNodeArch	Value Node Architecture Connection	ValueNodeArch_Key1	ValueNode	false	Private
ValueNodeArch	Value Node Architecture Connection	ValueNodeArch_Key2	Object	false	Private

Class Name	Class Caption	Key Name	Properties	Unique	Accessi- bility
VendorProduct	Vendor Product	NameVersionVendor	Name,Version,Vendor	true	Protected
VendorProduct	Vendor Product	VendorProduct_Key1	Owner	false	Private
VendorProduct	Vendor Product	VendorProduct_Key2	BelongsTo	false	Private
VendorProduct	Vendor Product	VendorProduct_Key3	Vendor	false	Private
VendorProduct	Vendor Product	VendorProduct_Key4	ICTObject	false	Private
VendorProduct	Vendor Product	VendorProduct_Key5	Category	false	Private
VendorProduct	Vendor Product	VendorProduct_Key6	Domain	false	Private
VendorProductCategory	Vendor Product Category	VendorProductCategory_Key1	BelongsTo	false	Private
VirtualOrgaUnit	Virtual Organization	VirtualOrgaUnit_Key1	BelongsTo	false	Private
VMMeasure	Measure	Type_TimePoint_Object	MeasureType,TimePoint,Object	false	Private

Class Name	Class Caption	Key Name	Properties	Unique	Accessi- bility
VMMeasureCategory	Measure Type Category	Name	Name	true	Private
VMMeasureType	Measure Type	Name	Name	true	Private
VMPerspective	Perspective	Name	Name	true	Private
webMethodsTN_DBCon- nection	webMethods Trading Net- works Connection	Connection_Key	Connection	true	Private
Workflow	Workflow	Workflow_Key1	Artifact	false	Private
Workflow	Workflow	Workflow_Key2	Name,Artifact	false	Private
Workflow	Workflow	Workflow_Key3	Artifact,Template	false	Private
WorkflowStep	Workflow Step	WorkflowStep_Key1	Workflow,State	false	Private
WorkflowStep	Workflow Step	WorkflowStep_Key2	Workflow,Artifact	false	Private
WorkflowTemplate	Workflow Template	Name	Name	true	Private

Chapter 6: Overview of Protected Enumerations

Below the **Enums** node in the **Class Model** explorer in the **Meta Model** tab, you will see a number of protected enumerations . These protected enumerations are standard enumerations required for specific functionalities in Alfabet. The protected enumerations may be assigned to one or more standard properties for various object classes. The protected enumerations are pre-populated with enumeration items that users can select in a drop-down field.

Protected enumerations and their enumeration items cannot be deleted. However, you can edit the enumeration items in order to customize the value options according to the needs of your enterprise. Additionally, you can resequence the enumeration items as well as configure custom tooltip texts that provide specific information to your user community about the meaning and definition of the enumeration and its enumeration items.

The following protected enumerations are available in Alfabet Expand:



- [Protected Enumeration: AlfaDocCategory](#)
- [Protected Enumeration: AppGroupType](#)
- [Protected Enumeration: BusinessDataAttributeCardinality](#)
- [Protected Enumeration: BusinessDataAttributeType](#)
- [Protected Enumeration: ComponentTestResult](#)
- [Protected Enumeration: ComponentTestType](#)
- [Protected Enumeration: ContractDeliverableUnit](#)
- [Protected Enumeration: ContractDependencyType](#)
- [Protected Enumeration: ContractPaymentType](#)
- [Protected Enumeration: CustomDiagramViewType](#)
- [Protected Enumeration: DRP__Access](#)
- [Protected Enumeration: DRP__ArchivalRule](#)
- [Protected Enumeration: DRP__Storage](#)
- [Protected Enumeration: DRP__EncryptionLevel](#)
- [Protected Enumeration: DRP__Time](#)
- [Protected Enumeration: DemandClassification](#)
- [Protected Enumeration: DemandPriority](#)
- [Protected Enumeration: DiscussionGroupType](#)
- [Protected Enumeration: DomainType](#)
- [Protected Enumeration: EnvironmentDefClasses](#)
- [Protected Enumeration: IssuePriority](#)

- [Protected Enumeration: NetworkSpatialScope](#)
- [Protected Enumeration: OperationParameterType](#)
- [Protected Enumeration: PersonAvailabilityState](#)
- [Protected Enumeration: PrincipleType](#)
- [Protected Enumeration: PRJG_Type](#)
- [Protected Enumeration: ProjectDependencyType](#)
- [Enumeration: ProjectArchitectureChangeCategory](#)
- [Protected Enumeration: Probability](#)
- [Protected Enumeration: ROICTO_Priority](#)
- [Protected Enumeration: ROICTO_Classification](#)
- [Protected Enumeration: ROICTO_RequestedObjectTypes](#)
- [Protected Enumeration: ServiceProductGroupType](#)
- [Protected Enumeration: TimeSeriesGroup](#)
- [Protected Enumeration: Feedback_ContactUs_Type](#)


Protected Enumeration: AlfaDocCategory



This enumeration allows you to specify the values for the document categories that users can assign to a document or Web link in the *Attachments Page View*, which is available for most objects. Each document or Web link can be assigned to a specific document category in order to support the organization and transparency of the documentation for the user community. The document types can be assigned to a document in the context of the **Internal Document Selector**, which is available via the *Attachments Page View* as well as in Alfabet Expand. The category can be assigned to a Web link when the Web link is defined in the *Attachments Page View*.

The document categories that can be assigned to a document or Web link can be configured in Alfabet Expand by editing the **AlfaDocCategory** enumeration. To configure the document categories in the **AlfaDoc-Category** enumeration:

- 1) Go to the **Meta-Model** tab and click the + symbol next to the **Enums** node. You will see all existing protected enumerations represented with the  icon and any existing custom enumerations represented with the  icon.

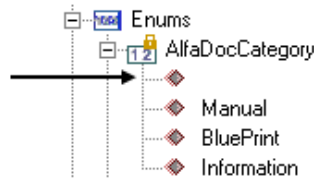


Enumerations displayed with the  icon are protected enumerations and cannot be deleted. However, you may modify the list of items associated with these enums.

- 2) In the **Enums** node, click the **AlfaDocCategory**  enumeration. The attribute window opens in which you can define the attributes for the enumeration.
- 3) Next, create the enumeration items for the enumeration. To do so, right-click the custom enumeration  and select **Add New Enumeration Items**. The text editor opens.

The first enumeration item has no value defined.



This enumeration item will appear as an empty value in the drop-down list of values that can be selected in an editor field.








- 4) In the text editor, type in the items that should be displayed for the enumeration. These are the values that will appear in the relevant editor fields or object filters. An empty line should be included in the list of items if the users will not be required to select a specific value. A value should only be entered once in the text editor, otherwise it will be repeated in the interface control. Click **OK** to close the editor.



Only ASCII characters may be used in the name of an enumeration item. Please note that NO error will be displayed if you use characters that do not conform to ASCII.

- 5) Next, order the sequence of the enumeration items as they should appear in the editor field. To do so, click the **Browse**  button in the **Sort Enumeration Items** field. In the editor that opens, click an enumeration item and click the **Up/Down**  buttons to sequence the items. Click **OK** to save the defined sequence of enumeration items.
- 6) In order to provide the user community with information about the enumeration and the enumeration values, you can optionally provide additional tooltip text for the associated property. The tooltip text you define in the context of the enumeration configuration will be added to the hover box for the associated custom object class property. The text defined in the **Hint** attribute for the enumeration will be line-separated and appended below the text for the standard tooltip. The text defined in the **Hint** attributes for the enumeration items will be line-separated and appended below the text for the enumeration tooltip. The enumeration item tooltips will be listed in the sequence defined in the **Sort Enumeration Items** attribute of the enumeration. To define additional tooltip text providing information about the enumeration and enumeration items:

- Click the custom enumeration  to open its attribute window in the right pane. In the **Hint** field, click the **Browse**  button and enter the tooltip text in the editor. Click **OK** to save the hint text.
- Click the custom enumeration item  to open its attribute window in the right pane. In the **Hint** field, click the **Browse**  button and enter the tooltip text in the editor. Click **OK** to save the hint text. Repeat for all enumeration items that require tooltip text.

- 7) In the toolbar, click the **Save**  button.

Protected Enumeration: AppGroupType

The **AppGroupType** enumeration is relevant for the object class property `Type` for the object class `ApplicationGroup`. This enumeration allows you to specify the values that can be selected by users for the **Type** field in the **Application Group** editor. For more information, see the section *Editing an Application Group's Attributes* in the Alfabet online Help.

Protected Enumeration: BusinessDataAttributeCardinality

The `BusinessDataAttributeCardinality` enumeration is relevant for the object class property `Cardinality` for the object class `BusinessDataAttribute`. This enumeration allows you to specify the values that can be selected to define the cardinality of the business data attribute to the business data/business objects that the business data attribute references. The enumeration values can be selected in the **Cardinality** column in **Business Data Attributes** tab in the **Business Data** editor. For more information, see the section *Editing a Business Data's Attributes* in the Alfabet online Help.

Protected Enumeration: BusinessDataAttributeType

The `BusinessDataAttributeType` enumeration is relevant for the object class property `Type` for the object class `BusinessDataAttribute`. This enumeration allows you to specify the values that can be selected by users when defining a business data's attributes. The enumeration values can be selected in the **Cardinality** column in **Business Data Attributes** tab in the **Business Data** editor. For more information, see the section *Editing a Business Data's Attributes* in the Alfabet online Help.

Protected Enumeration: ComponentTestResult

The `ComponentTestResult` enumeration is relevant for the object class property `TestResult` for the object class `ComponentTest`. The enumeration allows you to specify the values that can be selected by users for the **Component Test Result** field in the **Component Test** editor. For more information, see the section *Editing a Business Capability Aspect's Attributes* in the Alfabet online Help.

Protected Enumeration: ComponentTestType

The `ComponentTestType` enumeration is relevant for the object class property `TestType` for the object class `ComponentTest`. This enumeration allows you to specify the values that can be selected by users for the **Component Test Type** field in the **Component Test** editor. For more information, see the section *Editing a Business Capability Aspect's Attributes* in the Alfabet online Help.

Protected Enumeration: ContractDeliverableUnit

The `ContractDeliverableUnit` enumeration is relevant for the object class property `Unit` for the object class `ContractDeliverable`. This enumeration allows you to specify the values that can be selected by users for the **Unit** field in the **Contract Deliverable** editor in the context of Contract Management. For more information about the configuration of protected enumerations for the **Contract Management** capability, see the section *Configuring the Protected Enumerations Implemented in Contract Management* in the reference manual *Configuring Alfabet with Alfabet Expand*.

Protected Enumeration: ContractDependencyType

The `ContractDependencyType` enumeration is relevant for the object class property `DependencyType` for the object class `ContractDependency`. This enumeration allows you to specify the values that can be selected by users for the **Dependency Type** field in the **Contract Dependency** editor in the context of Contract Management. For more information about the configuration of protected enumerations for the **Contract Management** capability, see the section *Configuring the Protected Enumerations Implemented in Contract Management* in the reference manual *Configuring Alfabet with Alfabet Expand*.

Protected Enumeration: ContractPaymentType

The `ContractPaymentType` enumeration is relevant for the object class property `Type` for the object class `ContractPayment`. This enumeration allows you to specify the values that can be selected by users for the **Type** field in the **Contract Payment** editor in the context of Contract Management. For more information about the configuration of protected enumerations for the **Contract Management** capability, see the section *Configuring the Protected Enumerations Implemented in Contract Management* in the reference manual *Configuring Alfabet with Alfabet Expand*.

Protected Enumeration: CustomDiagramViewType

The protected enumeration `CustomDiagramViewType` is relevant for the definition of diagram views displayed in the context of custom diagrams. The enumeration items defined for the `CustomDiagramViewType` enumeration can be selected in the **Type** field in the **Diagram View** editor. The text you define in the **Hint** attribute will help the user configuring the diagram view to understand which type of custom diagram.

The query specified for the `DiagramView` filter field for the `DiagramViewReport` report must refer to the relevant standard or custom diagram view type. The diagram views based on the standard or custom diagram view type can be selected in configured reports based on the `DiagramViewReport` report template. For more information about configuring diagram views, see the section *Configuring Diagram Views for Diagrams* in the reference manual *Configuring Evaluation and Reference Data in Alfabet*.

Protected Enumeration: DRP_Access

The **DRP_Access** enumeration is relevant for the object class property `Access` for the object class `DataRetentionPolicy`. This enumeration allows you to specify the values that can be selected by users for the **Permissible Means of Access** field in the **Data Retention Policy** editor. For more information, see the section *Configuring Data Retention Policies* in the reference manual *Configuring Evaluation and Reference Data in Alfabet*.

Protected Enumeration: DRP_ArchivalRule

The **DRP_ArchivalRule** enumeration is relevant for the object class property `ArchivalRule` for the object class `DataRetentionPolicy`. This enumeration allows you to specify the values that can be selected by users for the **Archival Rule** field in the **Data Retention Policy** editor. For more information, see the section

Configuring Data Retention Policies in the reference manual *Configuring Evaluation and Reference Data in Alfabet*.

Protected Enumeration: `DRP_Storage`

The **`DRP_Storage`** enumeration is relevant for the object class property `Storage` for the object class `DataRetentionPolicy`. This enumeration allows you to specify the values that can be selected by users for the **Permissible Means of Storage** field in the **Data Retention Policy** editor. For more information, see the section *Configuring Data Retention Policies* in the reference manual *Configuring Evaluation and Reference Data in Alfabet*.

Protected Enumeration: `DRP_EncryptionLevel`

The **`DRP_EncryptionLevel`** enumeration is relevant for the object class property `EncryptionLevel` for the object class `DataRetentionPolicy`. This enumeration allows you to specify the values that can be selected by users for the **Minimum Encryption Level** field in the **Data Retention Policy** editor. For more information, see the section *Configuring Data Retention Policies* in the reference manual *Configuring Evaluation and Reference Data in Alfabet*.

Protected Enumeration: `DRP_Time`

The **`DRP_Time`** enumeration is relevant for the object class property `Time` for the object class `DataRetentionPolicy`. This enumeration allows you to specify the values that can be selected by users for the **Retention Time** field in the **Data Retention Policy** editor. For more information, see the section *Configuring Data Retention Policies* in the reference manual *Configuring Evaluation and Reference Data in Alfabet*.

Protected Enumeration: `DemandClassification`

The `DemandClassification` enumeration is relevant for the `Classification` property for the object class `Demand`. This enumeration allow you to specify the values that can be selected by users for the object class property **Classification** in the **Demand** editor. For more information, see the section *Working with Demands* in the Alfabet online Help.

Protected Enumeration: `DemandPriority`

The `DemandPriority` enumeration is relevant for the object class property `Priority` for the object class `Demand`. This enumeration allow you to specify the values that can be selected by users for the **Priority** field in the **Demand** editor. For more information, see the section *Working with Demands* in the Alfabet online Help.

Protected Enumeration: DiscussionGroupType

The `DiscussionGroupType` enumeration is relevant for the object class property `GroupType` for the object class `DiscussionGroup`. This enumeration allows users to specify the values that can be selected by users for the **Discussion Type** field in the **Discussion Group** editor. For more information about defining a discussion group in Alfabet, see the section *Defining Discussion Groups for Collaborative Discussions* in the reference manual *User and Solution Administration*.

Protected Enumeration: DomainType

The `DomainType` enumeration is relevant for the object class property `Type` for the object class `Domain`. This enumeration allows users to specify the values that can be selected by users for the **Type** field in the **Domain** editor.

Protected Enumeration: EnvironmentDefClasses

The `EnvironmentDefClasses` enumeration is relevant for the object class property `ApplyToClasses` in the class `EnvironmentDef`. This enumeration allows you to specify the values that can be selected by users for the **Apply to Classes** field in the **Technical Environment** editor. If object class stereotype are defined for a relevant object class, a corresponding entry (for example, `<ClassName>:<StereotypeName>`) must be added to the enumeration. Furthermore, object classes listed in this enumeration may be removed from the list. For more information, see the section *Editing a Technical Environment Definition's Attributes* in the Alfabet online Help.

Please note that adding an object class to the enumeration will not result in the **Artifact Environment** page views being available in the object class' profile. For more information about adding an object class to this functionality, please contact Software AG Support.

Protected Enumeration: IssuePriority

The `IssuePriority` enumeration is relevant for the object class property `IssuePriority` for the object class `Issue`. This enumeration allows you to specify the values that can be selected for the **Issue Priority** attribute in the **Issue** editor. For more information, see the section *Editing a Value Stream Step's Attributes* in the Alfabet online Help.

Protected Enumeration: NetworkSpatialScope

The `NetworkSpatialScope` enumeration is relevant for the object class property `SpatialScope` for the object class `Network`. This enumeration allows you to specify the values that can be selected for the **Spatial Scope** attribute in the **Network** editor. For more information, see the section *Editing a Value Stream Step's Attributes* in the Alfabet online Help.

Protected Enumeration: OperationParameterType

The `OperationParameterType` enumeration is relevant for the object class property `Type` for the object class `OperationParameter`. This enumeration allows you to specify the values that can be selected by users for the **Type** property for parameters and return values in the (business function) **Operation** editor. For more information, see the section *Editing a Business Function Operation's Attributes* in the Alfabet online Help.

Protected Enumeration: PersonAvailabilityState

The `PersonAvailabilityState` enumeration is relevant for the object class property `State` for the object class `PersonAvailability`. This enumeration allows you to specify the values that can be selected by users for the **Availability Type** field in the **Availability** editor in the *User's Availability Page View*.

Protected Enumeration: PrincipleType

The `PrincipleType` enumeration is relevant for the object class property `Type` for the object class `Principle`. This enumeration allows you to specify the values that can be selected by users for the **Type** field in the **Principle** editor. For more information, see the section *Editing an Enterprise Release's Attributes* in the Alfabet online Help.

Protected Enumeration: PRJG_Type

The `PRJG_Type` enumeration is relevant for the object class property `Type` for the object class `ProjectGroup`. This enumeration allows you to specify the values that can be selected by users for the **Type** field in the **Project Group** editor. For more information, see the section *Editing a Project Group's Attributes* in the Alfabet online Help.

Protected Enumeration: ProjectDependencyType

The `ProjectDependencyType` enumeration is relevant for the object class property `Type` for the object class `ProjectDependency`. This enumeration allows you to specify the values that can be selected by users for the **Type** field in the **<Project> Dependency** page view. For more information, see the *<Project> Dependency Page View* in the Alfabet online Help.

Enumeration: ProjectArchitectureChangeCategory

The `ProjectArchitectureChangeCategory` enumeration is relevant for the object class property `ChangeCategory` for the object class `ProjectArch`. This enumeration allows you to specify the values that can be selected for the **Change Category** attribute in the **Change Category Editor** available in the *Affected Architecture Page View* in the Alfabet online Help.

Protected Enumeration: Probability

This enumeration allows you to specify the values for the object class properties `Probability` and `DamagePotential` for the object class `ComplianceIndicator`.

Protected Enumeration: RQICTO_Priority

The `RQICTO_Priority` enumeration is relevant for the object class property `Priority` for the object class `RequestICTO`. This enumeration allows you to specify the values that can be selected by users for the **Priority** field in the **Request ICT Object** editor. For more information, see the section *Editing an Request ICT Object's Attributes* in the Alfabet online Help.

Protected Enumeration: RQICTO_Classification

The `RQICTO_Classification` enumeration is relevant for the object class property `Classification` for the object class `RequestICTO`. This enumeration allows you to specify the values that can be selected by users for the **Classification** field in the **Request ICT Object** editor. For more information, see the section *Editing an Request ICT Object's Attributes* in the Alfabet online Help.

Protected Enumeration: RQICTO_RequestedObjectTypes

The `RQICTO_RequestedObjectTypes` enumeration is relevant for the object class property `RequestedObjectTypes` for the object class `RequestICTO`. This enumeration allows you to specify the object classes that are displayed in the **Requested Object Types** field in the **Request ICT Object** editor. The object classes that the user selects in the **Requested Object Types** field are the object classes for which objects can be requested. The options **Add** <ObjectClass> and **Create** <ObjectClass> will be available in the **Requested Objects** page view for all object classes selected in the **Request ICT Object** editor. For more information, see the section *Editing an Request ICT Object's Attributes* in the Alfabet online Help.

Protected Enumeration: ServiceProductGroupType

The `ServiceProductGroupType` enumeration is relevant for the object class property `Type` for the object class `ServiceProductGroupType`. This enumeration allows you to specify the values that can be selected by users for the **Type** field in the **Service Product Group** editor. For more information, see the section *Working with Service Product Groups* in the Alfabet online Help.

Protected Enumeration: TimeSeriesGroup

The `TimeSeriesGroup` enumeration is relevant for the object class property `Group` for the object class `IndicatorTimeSeries`. This enumeration allows you to specify a group that can be used to categorize a set of time series evaluation types. Time series evaluation types are assigned to the time series group in the **Time Series Period** editor in the **Time Series Manager** functionality. The time series group can also be

implemented in the context of the **Strategy Deduction** capability. In this case, it must be specified in the XML object **ValueManager**.

For more information about defining time series evaluation types, see the section *Creating a Time Series Period* in the reference manual *Configuring Evaluation and Reference Data in Alfabet*. For more information about the configuration required for the **Strategy Deduction** capability, see the section *Configuring the Strategy Deduction Capability* in the reference manual *Configuring Alfabet with Alfabet Expand*.

Protected Enumeration: Feedback_ContactUs_Type

The **Feedback_ContactUs_Type** enumeration is relevant for the configuration of the Feedback Bot. The enumeration allows you to specify the values that a user providing feedback in the context of a contact form can select to describe the feedback type. The XML attribute `ShowTypeCombo` in the XML object **AlfaFeedbackBotConfig** must be set to "true" for the enumeration items for the protected enumeration: **Feedback_ContactUs_Type** to be displayed. For more information about implementing the Feedback Bot, see the section *Configuring the Feedback Bot* in the reference manual *Configuring Alfabet with Alfabet Expand*.

Chapter 7: Page Views Assigned to Explorer Root Nodes

The page views listed in the following table may be displayed in a custom explorer. For more information, see the section *Configuring Standard Business Functions and Custom Explorers* in the reference manual *Configuring Alfabet with Alfabet Expand*.

The following page views are explicitly defined for the class `Explorer Node`. In the case of some explorers, the page views are associated with the explorer root node by means of an object view.

Page View Name	PageView Caption	Description	Availability in Standard Explorers	Base Classes
APP_ApplicationsByIC-Object	Applications by ICT Object	View an explorer hierarchy displaying applications grouped according to the organizations that own them.	ICTO_APP_Explorer (Applications by ICT Object)	Application, ICTObject
APP_ApplicationsReport	All Applications / Business Services	View all applications and their business services owned by all organizations defined in the Alfabet inventory.	ORG_Explorer (Organizations) ORG_PROC_Explorer (Business Processes by Organizations) VORG_Explorer (Virtual Organizations)	Application, BusinessService, OrgaUnit,
APPG_AllApplicationIndicatorReport	Application Evaluation Report	View an evaluation showing the aggregated indicators for all applications according to a selected prioritization scheme.	APPG_Explorer (Applications by Group)	Application, Evaluation-Type, Indicator, PrioritizationScheme
COMG_AllComponentIndicatorReport	Component Evaluation Report	View an evaluation showing the aggregated indicators for all components according to a selected prioritization scheme.	COM_Explorer (Components) COMG_Explorer (Components by Group)	Component, Evaluation-Type, Indicator, PrioritizationScheme

Page View Name	PageView Caption	Description	Availability in Standard Explorers	Base Classes
COMSR_ServicesExt	Technical Services from Repositories - With Filters	Create technical services and synchronize the technical services with the operational repositories.	COM_Explorer (Components)	
DVCG_AllDevicesIndicatorReport	Device Evaluation Report	View an evaluation showing the aggregated indicators for all devices according to a selected prioritization scheme.	DVCG_Explorer (Devices by Group)	Device, EvaluationType, Indicator, PrioritizationScheme
ITCAP_Map	IT Capability Reference Map	Find an existing IT capability in an overview displaying the hierarchical structure of all IT capabilities that have been defined.	ITCAP_Explorer (IT Capabilities)	
MGR_MigrationSearch	Migrations Search	Search for existing migrations.	MGR_Explorer (Migration Groups Manager)	
SPLC_AllStandardPlatformsIndicatorReport	Standard Platform Evaluation Report	View an evaluation showing the aggregated indicators for all standard platforms according to a selected prioritization scheme.	SPL_Explorer (Standard Platforms)	EvaluationType, Indicator, PrioritizationScheme, StandardPlatform
TLG_TechnologySearch	Technologies Search	Search for existing technologies.	TLG_Explorer (Technology Groups)	
VM_RootPolicies_General	Policies	Define policies at the top level of the policy hierarchy.		

Page View Name	PageView Caption	Description	Availability in Standard Explorers	Base Classes
VMND_WeightsReport	Weights Report	Compute all value node arc weights in the strategy network and view a report displaying the weights for a selected value node stereotype.	VMND_Explorer (Strategy Network)	
VPG_AllVendorProductsIndicatorReport	Vendor Product Evaluation Report	View an evaluation showing the aggregated indicators for all vendor products according to a selected prioritization scheme.	VPC_Explorer (Vendor Products) VPG_Explorer (Vendor Product Groups)	EvaluationType, Indicator, PrioritizationScheme, Vendor-Product

Chapter 8: Alfabet Page Views with Preconfigured Editing and Navigation Behavior

Some Alfabet page views have explicit preconfigured specifications regarding which editor opens when the **Edit** button is clicked, or which page view opens when the **Navigate** button is clicked. In these cases, the preconfigured editor/page view supersedes any class setting definitions configured for a user profile. The table below lists the views in which the behavior of the **Edit** or **Navigate** button is preconfigured and therefore not customizable.

Page View Name	Page View Caption	Class	Class Editor	Class Object View
ADMIN_BroadcastMessages	Manage Broadcast Messages	ALFA_BROADCAST_MESSAGE	BCMSG_Editor	
ADMINTRIAL_UsersOverview	Overview	Person	TrialPerson_Editor	
AffectingComplianceProjects	Affecting Compliance Projects	ComplianceControlSet-Instance		GraphicView:ObjectComplianceProject-Evaluations
APP_AspectEvaluation	Aspect Evaluation	IndicatorType	ObjectEvaluation	
APP_Lifecycle	Lifecycle	ICTObject	ObjectLifecycleEditor	
APP_Lifecycle	Lifecycle	Application	ObjectLifecycleEditor	
APPG_Application-sTimeSchedule	Application Lifecycle	ICTObject	ObjectLifecycleEditor	

Page View Name	Page View Caption	Class	Class Editor	Class Object View
APPG_Application-sTimeSchedule	Application Lifecycle	Application	ObjectLifecycleEditor	
APPG_Diagrams	Additional Diagrams	CustomApplicationDiagram	CustomApplicationDiagram	GraphicView:ApplicationDiagramStatusLink
ApplicationsMaps	Application Maps	ApplicationMap	ITMap	
ApplicationsMaps	Application Maps	ApplicationDeployment-Map	ITMap	
ApplicationVariants	Variants	Application	Application	
ASMT_SubAssignments	Sub-Assignments	Assignment	ASMT_SubAssignment	
BAMC_Diagrams	Diagrams	BAM_ChainDiagram		GraphicView:BAM_ChainDiagram
BMK_DGRM_Design	Storyboards	BookmarkDiagram	ObjectDiagram	
BMK_DGRM_Navigation	Storyboard	BookmarkDiagram		GraphicView:BMK_DGRM_Navigation

Page View Name	Page View Caption	Class	Class Editor	Class Object View
BMK_DGRM_StaticDiagram	Storyboard Diagram	BookmarkDiagram		GraphicView:BMK_DGRM_Navigation
BMKG_RootGroups	Root Bookmark Groups	BookmarkGroup	BMKG_Editor	
BMSVC_ServiceLevels	Business Service Levels	IndicatorType	Indicator_Editor	
COM_AspectEvaluation	Aspect Evaluation	IndicatorType	ObjectEvaluation	
COM_PlatformDiagrams	Platform Diagrams	PlatformDiagram	ObjectDiagram	GraphicView:COM_PlatformStaticDiagram
COM_SOL_TechServices-Mapping	Technical Service Mapping	ServiceMapping		ObjectView:SVCOP_ObjectView
COM_TechServicesMapping	Technical Service Mapping	ServiceMapping		ObjectView:SVCOP_ObjectView
COMCT_Lifecycle	Component Catalog Elements Lifecycle	ComponentCatalogElement	ObjectLifecycleEditor	
COMCT_Lifecycle	Component Catalog Elements Lifecycle	PlatformCatalogElement	ObjectLifecycleEditor	

Page View Name	Page View Caption	Class	Class Editor	Class Object View
COMG_ComponentsLifecycle	Components Lifecycle	ICTObject	ObjectLifecycleEditor	
COMG_ComponentsLifecycle	Components Lifecycle	Component	ObjectLifecycleEditor	
CONF_ConsistencyMonitors	Consistency Monitors	ConsistencyMonitor	CONF_ConsistencyMonitor	
CONF_CostCentreTypes	Cost Center Types	CostCentreType	NameDescriptionEditor	
CONF_Currency-ExchangeRateGantt	Currency Exchange Rates	Currency	CUR_ExchangeRate_Editor	
CONF_DateMonitors	System Date Monitors	SystemDateMonitor	SystemDateMonitor	
CONF_EvaluationTypes	Evaluation Types	EvaluationType		GraphicView:EvaluationTypeIndicators
CONF_PrioritizationSchemes	Prioritization Schemes	PrioritizationScheme		GraphicView:PRIOSCH_EvaluationTypes
DEM_ApplicationLifecycle	Application Lifecycle	ICTObject	ObjectLifecycleEditor	
DEM_ApplicationLifecycle	Application Lifecycle	Application	ObjectLifecycleEditor	

Page View Name	Page View Caption	Class	Class Editor	Class Object View
DEM_ApplicationLifecycle	Application Lifecycle	Component	ObjectLifecycleEditor	
DEM_ApplicationLifecycle	Application Lifecycle	StandardPlatform	ObjectLifecycleEditor	
DEM_ApplicationLifecycle	Application Lifecycle	VendorProduct	ObjectLifecycleEditor	
DEM_ApplicationLifecycle	Application Lifecycle	MasterPlatform	ObjectLifecycleEditor	
DEM_ApplicationLifecycle	Application Lifecycle	Deployment	ObjectLifecycleEditor	
DEM_ApplicationLifecycle	Application Lifecycle	Device	ObjectLifecycleEditor	
DEM_ApplicationLifecycle	Application Lifecycle	TacticalBusinessSupport	ObjectLifecycleEditor	
DEM_ApplicationLifecycle	Application Lifecycle	BusinessSupport	ObjectLifecycleEditor	
DEM_ApplicationLifecycle	Application Lifecycle	MarketProduct	ObjectLifecycleEditor	
DEM_ApplicationLifecycle	Application Lifecycle	SolutionBusinessSupport	ObjectLifecycleEditor	

Page View Name	Page View Caption	Class	Class Editor	Class Object View
DEM_ApplicationLifecycle	Application Lifecycle	SolutionApplication	ObjectLifecycleEditor	
DEM_ApplicationLifecycle	Application Lifecycle	SolutionLocalComponent	ObjectLifecycleEditor	
DEM_ApplicationLifecycle	Application Lifecycle	ComponentCatalogElement	ObjectLifecycleEditor	
DEM_ApplicationLifecycle	Application Lifecycle	SolutionComponent	ObjectLifecycleEditor	
DEM_ApplicationLifecycle	Application Lifecycle	Technology	ObjectLifecycleEditor	
DEM_ApplicationLifecycle	Application Lifecycle	Stack	ObjectLifecycleEditor	
DOM_AppDiagrams	Additional Domain Application Diagrams	DomainApplicationDiagram	ObjectDiagram	GraphicView:DOM_APP_OtherStaticDiagram
DOM_ComponentsLifecycle	Components Lifecycle	ICTObject	ObjectLifecycleEditor	
DOM_ComponentsLifecycle	Components Lifecycle	Component	ObjectLifecycleEditor	

Page View Name	Page View Caption	Class	Class Editor	Class Object View
DOM_Diagrams	Additional Domain Function Diagrams	DomainFunctionDiagram	ObjectDiagram	GraphicView:DOM_Function_OtherStaticDiagram
DOM_StandardPlatform-Lifecycle	Standard Platforms Lifecycle	ICTObject	ObjectLifecycleEditor	
DOM_StandardPlatform-Lifecycle	Standard Platforms Lifecycle	Component	ObjectLifecycleEditor	
DOM_StandardPlatform-Lifecycle	Standard Platforms Lifecycle	StandardPlatform	ObjectLifecycleEditor	
DPL_Diagrams	Deployment Diagrams	DeploymentDiagram		GraphicView:DPL_StaticDiagram
DSHB_CIO_Dashboard	Management Cockpit	Domain		GraphicView:DSHB_DOM_Dashboard
DSHB_CIO_Dashboard	Management Cockpit	Project		GraphicView:DSHB_PRJ_Dashboard
ENTRLS_Milestones	Enterprise Release Milestones	Milestone	MLST_ER_Editor	ObjectView:MLST_ER_ObjectView
ENTRLS_TimeSchedule	Enterprise Release Time Schedule	ICTObject	ObjectLifecycleEditor	

Page View Name	Page View Caption	Class	Class Editor	Class Object View
ENTRLS_TimeSchedule	Enterprise Release Time Schedule	Application	ObjectLifecycleEditor	
ENTRLS_TimeSchedule	Enterprise Release Time Schedule	Component	ObjectLifecycleEditor	
ENTRLS_TimeSchedule	Enterprise Release Time Schedule	StandardPlatform	ObjectLifecycleEditor	
EvaluationTypeIndicators_RO	Indicators	IndicatorType		ObjectView:INDTYP_RO_ObjectView
EvaluationTypes	Evaluation Types	EvaluationType		GraphicView:EvaluationTypeIndicators
GL_GlossaryItems	Glossary Items	GlossaryItem	GLITM_Free_Editor	
Home_Assignments	Assignments	Assignment	ASMT_AssignmentResponsible	
Home_Assignments	Assignments	OrganizationalChange		WorkSpace:ORG_Root:ORG_RootOrganizationalChanges
Home_Assignments	Assignments	ComplianceControlSet-Instance		ObjectView:CMPL_UserEvaluationsObjectView

Page View Name	Page View Caption	Class	Class Editor	Class Object View
Home_Favorites	Favorites	ALFA_SHORTCUT	ALFA_SHORTCUT_Editor	
Home_Received_Assignments	Received Assignments	Assignment	ASMT_AssignmentResponsible	
Home_Received_Assignments	Received Assignments	OrganizationalChange		WorkSpace:ORG_Root:ORG_RootOrganizationalChanges
Home_Received_Assignments	Received Assignments	ComplianceControlSet-Instance		ObjectView:CMPL_UserEvaluationsObjectView
HTM_TPL_Styles	HTML Template Styles	HTML_TemplateStyleSheet	HTML_TemplateStyleSheet	
HTM_TPL_Templates	HTML Templates	HTML_TemplateBody	HTML_TemplateBody	
ICTO_Lifecycle	Lifecycle	ICTObject	ObjectLifecycleEditor	
ICTO_Lifecycle	Lifecycle	Application	ObjectLifecycleEditor	
ICTO_Lifecycle	Lifecycle	Component	ObjectLifecycleEditor	

Page View Name	Page View Caption	Class	Class Editor	Class Object View
ICTO_Lifecycle	Lifecycle	StandardPlatform	ObjectLifecycleEditor	
ICTO_Lifecycle	Lifecycle	VendorProduct	ObjectLifecycleEditor	
ICTO_Lifecycle	Lifecycle	MasterPlatform	ObjectLifecycleEditor	
ICTO_Lifecycle	Lifecycle	Deployment	ObjectLifecycleEditor	
ICTO_Lifecycle	Lifecycle	Device	ObjectLifecycleEditor	
ICTO_Lifecycle	Lifecycle	TacticalBusinessSupport	ObjectLifecycleEditor	
ICTO_Lifecycle	Lifecycle	BusinessSupport	ObjectLifecycleEditor	
ICTO_Lifecycle	Lifecycle	MarketProduct	ObjectLifecycleEditor	
ICTO_Lifecycle	Lifecycle	SolutionBusinessSupport	ObjectLifecycleEditor	
ICTO_Lifecycle	Lifecycle	SolutionApplication	ObjectLifecycleEditor	

Page View Name	Page View Caption	Class	Class Editor	Class Object View
ICTO_Lifecycle	Lifecycle	SolutionLocalComponent	ObjectLifecycleEditor	
ICTO_Lifecycle	Lifecycle	ComponentCatalogElement	ObjectLifecycleEditor	
ICTO_Lifecycle	Lifecycle	SolutionComponent	ObjectLifecycleEditor	
ICTO_Lifecycle	Lifecycle	Technology	ObjectLifecycleEditor	
ICTO_Lifecycle	Lifecycle	Stack	ObjectLifecycleEditor	
ICTO_SBBDiagrams	Solution Building Block Diagrams	SBBDiagram		GraphicView:ICTO_SBB_StaticDiagram
INDTYP_RO_ComputationRules	Computation Rules	IndicatorTypeComputationRule		ObjectView:IDCT_CR_RO_ObjectView
INDTYP_RO_ComputationRules	Computation Rules	IndicatorType		ObjectView:INDTYP_RO_ObjectView
ITMapFolders	Master Plan Map Folders	ITMapFolder	ITMapFolder	

Page View Name	Page View Caption	Class	Class Editor	Class Object View
ITMPM_Matrix	Business Support Map	ITMapNotepad	ITMAP_Notepad_Editor	
ITMPM_TimeSchedule	Business Support Lifecycle	BusinessSupport	ObjectLifecycleEditor	
ITMPM_TimeSchedule	Business Support Lifecycle	TacticalBusinessSupport	ObjectLifecycleEditor	
ITMPM_TimeScheduleReport	Business Support Lifecycle Report	BusinessSupport	ObjectLifecycleEditor	
ITMPM_TimeScheduleReport	Business Support Lifecycle Report	TacticalBusinessSupport	ObjectLifecycleEditor	
ITSOLMAP_TimeSchedule	Business Support Lifecycle	BusinessSupport	ObjectLifecycleEditor	
ITSOLMAP_TimeSchedule	Business Support Lifecycle	TacticalBusinessSupport	ObjectLifecycleEditor	
ITSOLMAP_TimeSchedule	Business Support Lifecycle	SolutionBusinessSupport	ObjectLifecycleEditor	

Page View Name	Page View Caption	Class	Class Editor	Class Object View
MGR_Lifecycle	Migration Lifecycle	Component	ObjectLifecycleEditor	
NET_Diagrams	Network Diagrams	NetworkDiagram		GraphicView:NET_StaticDiagram
Object_SkillRequests	Required Skills	SkillRequest	Object_SkillRequestEditor	
Object_SkillsAndResources	Skill Requests and Resource Requests	SkillRequest	Object_SkillRequestEditor	
ObjectEvaluation	Evaluation	IndicatorType	Indicator_Editor	
ObjectEvaluation_RO	Evaluation	IndicatorType	Indicator_Editor	
ObjectTimeStatusPlan	Lifecycle	ICTObject	ObjectLifecycleEditor	
ObjectTimeStatusPlan	Lifecycle	Application	ObjectLifecycleEditor	
ObjectTimeStatusPlan	Lifecycle	Component	ObjectLifecycleEditor	
ObjectTimeStatusPlan	Lifecycle	StandardPlatform	ObjectLifecycleEditor	

Page View Name	Page View Caption	Class	Class Editor	Class Object View
ObjectTimeStatusPlan	Lifecycle	VendorProduct	ObjectLifecycleEditor	
ObjectTimeStatusPlan	Lifecycle	MasterPlatform	ObjectLifecycleEditor	
ObjectTimeStatusPlan	Lifecycle	Deployment	ObjectLifecycleEditor	
ObjectTimeStatusPlan	Lifecycle	Device	ObjectLifecycleEditor	
ObjectTimeStatusPlan	Lifecycle	TacticalBusinessSupport	ObjectLifecycleEditor	
ObjectTimeStatusPlan	Lifecycle	BusinessSupport	ObjectLifecycleEditor	
ObjectTimeStatusPlan	Lifecycle	MarketProduct	ObjectLifecycleEditor	
ObjectTimeStatusPlan	Lifecycle	SolutionBusinessSupport	ObjectLifecycleEditor	
ObjectTimeStatusPlan	Lifecycle	SolutionApplication	ObjectLifecycleEditor	

Page View Name	Page View Caption	Class	Class Editor	Class Object View
ObjectTimeStatusPlan	Lifecycle	SolutionLocalComponent	ObjectLifecycleEditor	
ObjectTimeStatusPlan	Lifecycle	ComponentCatalogElement	ObjectLifecycleEditor	
ObjectTimeStatusPlan	Lifecycle	SolutionComponent	ObjectLifecycleEditor	
ObjectTimeStatusPlan	Lifecycle	Technology	ObjectLifecycleEditor	
ObjectTimeStatusPlan	Lifecycle	Stack	ObjectLifecycleEditor	
ObjectTimeStatusPlan	Lifecycle	PlatformCatalogElement	ObjectLifecycleEditor	
ObjectTimeStatusPlan	Lifecycle	OrgaUnit	ObjectLifecycleEditor	
ObjectWebLinks	Web Links	ALFA_URI	ALFA_URI	
PLAT_SOL_Matrix	Solution Platform Architecture	SolutionPlatform	PLATCOM_Edit	

Page View Name	Page View Caption	Class	Class Editor	Class Object View
PLAT_SOL_PlatformElements	Technical Platform Elements	SolutionPlatform	PLATCOM_Edit	
PLATCOM_ComponentsLifecycle	Platform Components Lifecycle	Component	ObjectLifecycleEditor	
PrioritizationSchemes	Prioritization Schemes	PrioritizationScheme	PrioritizationScheme	GraphicView:CONF_PrioritizationScheme
PRJ_ApplicationLifecycle	Application Lifecycle	ICTObject	ObjectLifecycleEditor	
PRJ_ApplicationLifecycle	Application Lifecycle	Application	ObjectLifecycleEditor	
PRJ_ApplicationLifecycle	Application Lifecycle	Component	ObjectLifecycleEditor	
PRJ_ApplicationLifecycle	Application Lifecycle	StandardPlatform	ObjectLifecycleEditor	
PRJ_ApplicationLifecycle	Application Lifecycle	VendorProduct	ObjectLifecycleEditor	
PRJ_ApplicationLifecycle	Application Lifecycle	MasterPlatform	ObjectLifecycleEditor	
PRJ_ApplicationLifecycle	Application Lifecycle	Deployment	ObjectLifecycleEditor	

Page View Name	Page View Caption	Class	Class Editor	Class Object View
PRJ_ApplicationLifecycle	Application Lifecycle	Device	ObjectLifecycleEditor	
PRJ_ApplicationLifecycle	Application Lifecycle	TacticalBusinessSupport	ObjectLifecycleEditor	
PRJ_ApplicationLifecycle	Application Lifecycle	BusinessSupport	ObjectLifecycleEditor	
PRJ_ApplicationLifecycle	Application Lifecycle	MarketProduct	ObjectLifecycleEditor	
PRJ_ApplicationLifecycle	Application Lifecycle	SolutionBusinessSupport	ObjectLifecycleEditor	
PRJ_ApplicationLifecycle	Application Lifecycle	SolutionApplication	ObjectLifecycleEditor	
PRJ_ApplicationLifecycle	Application Lifecycle	SolutionLocalComponent	ObjectLifecycleEditor	
PRJ_ApplicationLifecycle	Application Lifecycle	ComponentCatalogElement	ObjectLifecycleEditor	
PRJ_ApplicationLifecycle	Application Lifecycle	SolutionComponent	ObjectLifecycleEditor	

Page View Name	Page View Caption	Class	Class Editor	Class Object View
PRJ_ApplicationLifecycle	Application Lifecycle	Technology	ObjectLifecycleEditor	
PRJ_ApplicationLifecycle	Application Lifecycle	Stack	ObjectLifecycleEditor	
PRJ_ITMapsAndDiagrams	Solution Maps and Application Diagrams	ApplicationDiagram	StaticDiagram	GraphicView:ApplicationDiagramStatusLink
PRJ_ITMapsAndDiagrams	Solution Maps and Application Diagrams	SolutionApplicationDiagram	StaticDiagram	GraphicView:SolutionApplicationDiagram-StatusLink
PRJ_Scenarios	Project Scenarios	Project	PRJ_Scenario_Editor	
PRJ_TMPL_SkillRequests	Skill Request Templates	SkillRequest	SKLR_AsTemplate_Editor	
PRJ_ToBeApplicationLifecycle	Application Lifecycle	ICTObject	ObjectLifecycleEditor	
PRJ_ToBeApplicationLifecycle	Application Lifecycle	Application	ObjectLifecycleEditor	
PRJ_ToBeApplicationLifecycle	Application Lifecycle	Component	ObjectLifecycleEditor	
PRJ_ToBeApplicationLifecycle	Application Lifecycle	StandardPlatform	ObjectLifecycleEditor	

Page View Name	Page View Caption	Class	Class Editor	Class Object View
PRJ_ToBeApplicationLifecycle	Application Lifecycle	VendorProduct	ObjectLifecycleEditor	
PRJ_ToBeApplicationLifecycle	Application Lifecycle	MasterPlatform	ObjectLifecycleEditor	
PRJ_ToBeApplicationLifecycle	Application Lifecycle	Deployment	ObjectLifecycleEditor	
PRJ_ToBeApplicationLifecycle	Application Lifecycle	Device	ObjectLifecycleEditor	
PRJ_ToBeApplicationLifecycle	Application Lifecycle	TacticalBusinessSupport	ObjectLifecycleEditor	
PRJ_ToBeApplicationLifecycle	Application Lifecycle	BusinessSupport	ObjectLifecycleEditor	
PRJ_ToBeApplicationLifecycle	Application Lifecycle	MarketProduct	ObjectLifecycleEditor	
PRJ_ToBeApplicationLifecycle	Application Lifecycle	SolutionBusinessSupport	ObjectLifecycleEditor	
PRJ_ToBeApplicationLifecycle	Application Lifecycle	SolutionApplication	ObjectLifecycleEditor	

Page View Name	Page View Caption	Class	Class Editor	Class Object View
PRJ_ToBeApplicationLifecycle	Application Lifecycle	SolutionLocalComponent	ObjectLifecycleEditor	
PRJ_ToBeApplicationLifecycle	Application Lifecycle	ComponentCatalogElement	ObjectLifecycleEditor	
PRJ_ToBeApplicationLifecycle	Application Lifecycle	SolutionComponent	ObjectLifecycleEditor	
PRJ_ToBeApplicationLifecycle	Application Lifecycle	Technology	ObjectLifecycleEditor	
PRJ_ToBeApplicationLifecycle	Application Lifecycle	Stack	ObjectLifecycleEditor	
PRJ_ToBeApplicationLifecycleChildren	Aggregated Child Project Application Lifecycle	ICTObject	ObjectLifecycleEditor	
PRJ_ToBeApplicationLifecycleChildren	Aggregated Child Project Application Lifecycle	Application	ObjectLifecycleEditor	
PRJ_ToBeApplicationLifecycleChildren	Aggregated Child Project Application Lifecycle	Component	ObjectLifecycleEditor	
PRJ_ToBeApplicationLifecycleChildren	Aggregated Child Project Application Lifecycle	StandardPlatform	ObjectLifecycleEditor	

Page View Name	Page View Caption	Class	Class Editor	Class Object View
PRJ_ToBeApplicationLifecy- cleChildren	Aggregated Child Project Application Lifecycle	VendorProduct	ObjectLifecycleEditor	
PRJ_ToBeApplicationLifecy- cleChildren	Aggregated Child Project Application Lifecycle	MasterPlatform	ObjectLifecycleEditor	
PRJ_ToBeApplicationLifecy- cleChildren	Aggregated Child Project Application Lifecycle	Deployment	ObjectLifecycleEditor	
PRJ_ToBeApplicationLifecy- cleChildren	Aggregated Child Project Application Lifecycle	Device	ObjectLifecycleEditor	
PRJ_ToBeApplicationLifecy- cleChildren	Aggregated Child Project Application Lifecycle	TacticalBusinessSup- port	ObjectLifecycleEditor	
PRJ_ToBeApplicationLifecy- cleChildren	Aggregated Child Project Application Lifecycle	BusinessSupport	ObjectLifecycleEditor	
PRJ_ToBeApplicationLifecy- cleChildren	Aggregated Child Project Application Lifecycle	MarketProduct	ObjectLifecycleEditor	
PRJ_ToBeApplicationLifecy- cleChildren	Aggregated Child Project Application Lifecycle	SolutionBusinessSup- port	ObjectLifecycleEditor	

Page View Name	Page View Caption	Class	Class Editor	Class Object View
PRJ_ToBeApplicationLifecyleChildren	Aggregated Child Project Application Lifecycle	SolutionApplication	ObjectLifecycleEditor	
PRJ_ToBeApplicationLifecyleChildren	Aggregated Child Project Application Lifecycle	SolutionLocalComponent	ObjectLifecycleEditor	
PRJ_ToBeApplicationLifecyleChildren	Aggregated Child Project Application Lifecycle	ComponentCatalogElement	ObjectLifecycleEditor	
PRJ_ToBeApplicationLifecyleChildren	Aggregated Child Project Application Lifecycle	SolutionComponent	ObjectLifecycleEditor	
PRJ_ToBeApplicationLifecyleChildren	Aggregated Child Project Application Lifecycle	Technology	ObjectLifecycleEditor	
PRJ_ToBeApplicationLifecyleChildren	Aggregated Child Project Application Lifecycle	Stack	ObjectLifecycleEditor	
PROC_AppProjectsReport	Applications and Work Items	Application		ObjectView:PROC_ObjectView
PROC_ServiceDiagrams	Service Diagrams	BusinessProcessServiceDiagram		GraphicView:PROC_ServiceStaticDiagram

Page View Name	Page View Caption	Class	Class Editor	Class Object View
PROC_ServiceProviderReport	Business Service Provider Analysis	BusinessService		ObjectView:BSVC_ObjectView_Process
PROC_ServiceRequest	Business Services	BusinessService	BusinessServiceProcess	ObjectView:BSVC_ObjectView_Process
PROD_BusinessServices	Business Service Requests	BusinessService	BusinessServiceProcess	ObjectView:BSVC_ObjectView_Process
PROD_BusinessSupport	Operational Business Support	BusinessSupport	PROD_BusinessSupport	
RISKSET_Risks	Risks	Risk	RISK_Simple_Editor	
RISKSET_RO_Risks	Risks	Risk	RISK_Simple_Editor	
SET_RoleTypes	Role Types	RoleTypeConfig	ROLETYPCONF_Editor	
SLNPRMD_Dependencies	Business Process Dependencies	SolutionBusinessProcess		ObjectView:SLNPROC_Assign_ObjectView
SLNPROC_ServiceRequest	Business Service Requests	SolutionBusinessService	BusinessServiceProcess	ObjectView:BSVC_SLNPROC_ObjectView

Page View Name	Page View Caption	Class	Class Editor	Class Object View
SnapshotManager	Snapshot Manager	Snapshot	Snapshot	
SPL_ComponentsLifecycle	Component Lifecycle	Component	ObjectLifecycleEditor	
SPL_Diagrams	Platform Diagrams	StandardPlatformDiagram	ObjectDiagram	GraphicView:SPL_StaticDiagram
SPL_Lifecycle	Lifecycle	StandardPlatform	ObjectLifecycleEditor	
SPL_Lifecycle	Lifecycle	ICTObject	ObjectLifecycleEditor	
SPL_Lifecycle	Lifecycle	Component	ObjectLifecycleEditor	
SPL_Lifecycle	Lifecycle	PlatformCatalogElement	ObjectLifecycleEditor	
STK_Upgrades	Stack Upgrades	Stack		ObjectView:STK_UPG_ObjectView
TSI_ArchitectureOverlap_Report	Architecture Overlap Report	ProjectProposal		ObjectView:PRJP_ObjectView

Page View Name	Page View Caption	Class	Class Editor	Class Object View
USER_Assignments	User's Assignments	Assignment	ASMT_AssignmentResponsible	
USER_RO_Profiles_View	Assigned User Profiles	ALFA_USERPROFILE		ObjectView:ADMIN_Profile_RO_ObjectView
VM_Goal_GIDCT	Indicator Definitions	GoalIndicatorTemplate	GoalOwnIndicatorTemplate	
VM_GoalDependencies_View	Goal Dependencies	GoalCauseEffectRelation	GoalCauseEffectRelation	
VM_KPITracking_View	Update Performance	OrgaUnit	VM_UpdatePerformance	
VM_KPITracking_View	Update Performance	CntxVMOrgaUnit	VM_UpdatePerformance	
VM_ORG_Subgoals	Sub-Goals	Goal		ObjectView:VM_ORG_GOAL_ObjectView
VM_OrgaGoalOverview_View	Goal Overview	GoalIndicator		GraphicView:VM_GoalIDCDetailReport_View
VM_SC_GoalOverview_View	Goal Overview	GoalIndicator		GraphicView:VM_GoalIDCDetailReport_View

Page View Name	Page View Caption	Class	Class Editor	Class Object View
VM_SC_GoalsByPerspectives	Perspectives and Goals	Perspective	Perspective	
VM_SCT_PerspectiveTemplates	Perspectives	PerspectiveTemplate	Perspective	
VM_STGY_Subgoals	Sub-Goals	Goal		ObjectView:VM_STGY_GOAL_ObjectView
VM_Strategies	Strategies	Policy		ObjectView:PLCY_ObjectView
VSTS_CapabilityEvaluation	Capability Aspect Evaluation	IndicatorType	ObjectEvaluation	

Chapter 9: Standard Views Accessible via Administrative User Profiles

Some standard views in Alfabet may only be accessed by user profiles that are explicitly defined to be administrative user profiles. For more information about specifying a user profile as an administrative user profile, see the chapter *Defining and Managing User Profiles* in the reference manual *User and Solution Administration*. Please note that business functions that are relevant for an administrative user profile must be explicitly added to the user profile. For an overview of all business functions, see the section [Business Functions and Their Sub-Functionalities](#).

Page View Name	Page View Caption	Description	Availability in Standard Functionalities	Availability in Standard Explorer Root Nodes	Availability in Object Profiles
ADMIN_AdifJobs	ADIF Jobs Administration	Initiate a job based on an ADIF scheme and track the progress of the job.	ADMIN_AdifJobs (ADIF Jobs Administration)		
ADMIN_ArchiveManager	Archive Manager	Delete and archive Alfabet objects in order to remove unwanted objects from the Alfabet database.	ADMIN_ArchiveManager (Archive Manager)		
ADMIN_AutomatedHelpContentManager	Automated Assistants	Re-enable assistants that have been disabled by users.	ADMIN_AutomatedHelpContentManager (Automated Assistants Administration)		
ADMIN_AutomatedTranslationReview	Automated Data Translation	Review the strings for data translation that have been retrieved by means of the automated translation capability.	ADMIN_AutomatedTranslationReview (Automated Data Translations)		

Page View Name	Page View Caption	Description	Availability in Standard Functionalities	Availability in Standard Explorer Root Nodes	Availability in Object Profiles
ADMIN_BroadcastMessages	Manage Broadcast Messages	Define and activate broadcast messages for the user community.	ADMIN_BroadcastMessages (Broadcast Messages)		
ADMIN_ContactsOverview	Contact Overview	View existing contacts and define new contacts for Alfabet.	ADMIN_ContactsOverview (Contact Administration)		
ADMIN_DevOps_AppAuthorize	MS Azure DevOps Authorization				
ADMIN_EventRetry	Reprocess Events	.			
ADMIN_MessageLogging	Email Message Log	View a log displaying the email notifications that have been sent.	ADMIN_MessageLogging (Email Message Log)		
ADMIN_PreProcessedIntentsReview	AlfaBot Interaction Analysis	Review the success of user entries for intents and amend the training phrases according to determined demands.	ADMIN_PreProcessedIntentsReview (AlfaBot Interaction Analysis)		

Page View Name	Page View Caption	Description	Availability in Standard Functionalities	Availability in Standard Explorer Root Nodes	Availability in Object Profiles
ADMIN_ProfileBusiness-Modules	Business Modules	Assign business modules to the selected user profile.			
ADMIN_ProfileExternReports	External Reports	.			
ADMIN_ProfileUsers_View	Users	Assign users to a user profile.			ADMIN_Profile_ObjectView
ADMIN_ProfileReports	Reports	Define access permissions for configured reports for the selected user profile.			ADMIN_Profile_ObjectView
ADMIN_ProfileSqlJobs	Query Jobs	.			
ADMIN_Publications	Publication Manager	Delete publications from the database.	ADMIN_Publications (Publication Manager)		
ADMIN_Reports	Reports Administration	Administrate user access to customer configured reports.	ADMIN_Reports (Report Administration)		

Page View Name	Page View Caption	Description	Availability in Standard Functionalities	Availability in Standard Explorer Root Nodes	Availability in Object Profiles
ADMIN_RootProfiles_View	All User Profiles	View existing and create new user profiles.		ADMIN_ProfileManager (User Profile Manager)	
ADMIN_UsersOverview	User Administration	View all defined users and define new users for Alfabet.	ADMIN_UsersOverview (User Administration)		
ADMINTRIAL_UsersOverview	Overview	.	ADMINTRIAL_UsersOverview (Trial User Administration)		
APPG_AdminDesktop	Application Group Administration Desktop	Modify the assignment of objects that result from changes to the application group structure.	APPG_AdminDesktop (Application Group Administration)		
BMK_Administration	Bookmark Administration	Create bookmarks and structure them in folders.			
COMG_AdminDesktop	Component Group Administration Desktop	Modify the assignment of objects that result from changes to the component group structure.	COMG_AdminDesktop (Component Group Administration)		

Page View Name	Page View Caption	Description	Availability in Standard Functionalities	Availability in Standard Explorer Root Nodes	Availability in Object Profiles
CONF_BusinessQuestionsOptOut	Business Questions Opt-Outs	Specify the user profiles and users that shall opt out of the business question.			
DOM_AdminDesktop	Domain Administration Desktop	Modify the assignment of objects that result from changes to the domain model hierarchy.	DOM_AdminDesktop (Domain Administration)		
ICTOC_AdminDesktop	ICT Object Category Administration Desktop	Modify the assignment of objects that result from changes to the ICT object category structure.	ICTOC_AdminDesktop (ICT Object Category Administration)		
IDOC_FolderUsers	Authorized Users	Specify which users have access permission to a specified document folder.			IDOC_FOLDER_ObjectView
IDOC_RootFolders	Root Document Folders	View and edit the default access permissions for the document folders at the top level of the document hierarchy.		IDOC_Explorer (Internal Document Selector)	
IDOC_UserGroupRights	Authorized User Groups	Specify access permissions for user groups to a specified document folder.			

Page View Name	Page View Caption	Description	Availability in Standard Functionalities	Availability in Standard Explorer Root Nodes	Availability in Object Profiles
LicenseManagement_GenerateLicense	License Generation	Create license files based on a set of license parameters.	LicenseManagement_CreateLicenseFile (Create Alfabet License File)		
ORG_AdminDesktop	Organization Administration Desktop	Modify the assignment of objects that result from changes to the organization hierarchy.	ORG_AdminDesktop (Organization Administration)		
REP_Profiles	User Profiles	Make configured reports available to a selected user profile.			REP_ObjectView
REP_UserGroups	User Groups	Make configured reports available to a selected user group.			REP_ObjectView
REP_Users	Users	View the users that have added the report to their reports table, and add the report to the reports table of users that have access permissions to the report.			REP_ObjectView
USER_Assignments	User's Assignments	View, reassign, or close open assignments that have been sent to the current user.			USER_ObjectView

Page View Name	Page View Caption	Description	Availability in Standard Functionalities	Availability in Standard Explorer Root Nodes	Availability in Object Profiles
USER_Dashboards	User's Storyboards	View and reassign the storyboards that the current user owns.			USER_ObjectView
USER_Monitors	User's Monitors	View the monitors that the current user is the owner of.			USER_ObjectView
USER_SentAssignments	User's Sent Assignments	View or close open assignments that have been sent by the current user.			USER_ObjectView
USER_Workflows	User's Workflows	View and reassign the workflows that the current user is the owner of.			USER_ObjectView
USRG_Persons	Users	Add persons to the selected user group.			USRG_ObjectView
USRG_Reports	Reports	Define access permissions for configured reports for users in the selected user group.			USRG_ObjectView
USRG_Roots	Root User Groups	Define a user group at the top level of the hierarchy.		USRG_Explorer (User Groups)	

Page View Name	Page View Caption	Description	Availability in Standard Functionalities	Availability in Standard Explorer Root Nodes	Availability in Object Profiles
USRG_SubGroups	Subordinate User Groups	Define subordinate user groups for the selected user group.			USRG_ObjectView
WF_Admin_MainView	Workflow Administration	Administrate and track the progress of workflows and resolve existing conflicts in running workflows.	WF_Administration (Workflow Administration)		

Chapter 10: Available Standard Reports for Base Object Classes in Configured Reports

Some standard Alfabet page views may be accessed via configured reports. The standard page views **Business Support Map Reports**, **Information Flow Diagrams**, and **Lifecycle Charts** may be included in configured reports defined for the object classes listed in the table below. The **Project Tracking Overview** Report may be included in configured reports for the object class Project. Please note that standard portfolio views may be accessed via configured reports defined for all object classes for which portfolios have been configured in the **Evaluations and Portfolios** functionality in the **Configuration** module.

For more information about configuring a report in which standard Alfabet reports are available, see the section XConfReports in the reference manual *Configuring Alfabet with Alfabet Expand*.

Object Class Name	Object Class Caption	Available Views
Application	Application	Business Support Map Report Lifecycle Information Flow Diagram
ApplicationGroup	Application Group	Business Support Map Report Business Support Map Report Information Flow Diagram
Bucket	Bucket	<i>PRJ_TimeScheduleReport</i>
BusinessData	Business Data	Information Flow Diagram
BusinessFunction	Business Function	Business Support Map Report

Object Class Name	Object Class Caption	Available Views
BusinessObject	Business Object	Information Flow Diagram
BusinessProcess	Business Process	Business Support Map Report Information Flow Diagram
BusinessService	Business Service	Information Flow Diagram
BusinessSupport	Operational Business Support	Business Support Map Report Business Support Map Report
Component	Component	Lifecycle Information Flow Diagram
ComponentCatalogElement	Component Catalog Element	Lifecycle
Deployment	Deployment	Lifecycle
Device	Device	Lifecycle
Domain	Domain	Business Support Map Report



Object Class Name	Object Class Caption	Available Views
		Information Flow Diagram
ICTObject	ICT Object	Business Support Map Report Lifecycle
InformationFlow	Information Flow	Information Flow Diagram
LocalComponent	Local Component	Information Flow Diagram
MarketProduct	Market Product	Business Support Map Report Lifecycle Information Flow Diagram
MarketProductGroup	Market Product Group	Information Flow Diagram
MasterPlatform	Master Platform	Lifecycle
OrganizationGroup	Organization Group	Business Support Map Report
OrgaUnit	Organization	Business Support Map Report

Object Class Name	Object Class Caption	Available Views
		Information Flow Diagram
SolutionApplication	Solution Application	Lifecycle
SolutionComponent	Solution Component	Lifecycle
SolutionInformationFlow	Solution Information Flow	Information Flow Diagram
SolutionLocalComponent	Solution Local Component	Lifecycle
Stack	Stack	Lifecycle
StandardPlatform	Standard Platform	Lifecycle
TacticalBusinessSupport	Tactical Business Support	Business Support Map Report Business Support Map Report
Technology	Technology	Lifecycle
VendorProduct	Vendor Product	Lifecycle

Chapter 11: Overview of Preconfigured Text Templates and Their Variables

The text templates define the email text, relevant references to objects and their object class properties, and hyperlinks to the relevant objects in the solution interface. You can make the following changes to any text template available in Alfabet Expand:

- The **Subject** field of the email can be specified via the **Caption** attribute of the text template.
- The text template can be either formatted as ASCII or HTML. Please note that the HTML must be XML-conform HTML, compliant with HTML 5, and use standard HTML tags.
- There are three different types of variables that can be included in a text template:
 - **Predefined standard variables:** These are variables that are predefined by Software AG and serve the purpose of referencing the relevant data in the Alfabet database. For example, the variable `{Object:RefImage}` typically allows the base object referenced by the text template to be included in the text template. You can add, remove, or move the entire variable via copy and paste. If the expression in the curly brackets `{X}` is changed, the text template may fail to work correctly.
 - **Object variables:** A specified set of variables is available that allows information such as the object targeted by the notification or a user referenced by the object. The syntax of these references are `<ObjectClass>:<ObjectClassProperty>`, whereby the set of object classes that can be specified in `<ObjectClass>` are predefined. Any scalar property defined for the `<ObjectClass>` expression can be referenced in the `<ObjectClassProperty>`. For example, if an application is the base object referenced by the email, you would enter `{Object:ID}` to include the ID of an application or `{Object:Description}` to include the description of an application. You can add, remove, or move the entire variable via copy and paste.
 - **Query variables:** It is possible to specify an Alfabet query or SQL query to add more complex references to the text template that cannot be captured via scalar properties (for example, additional referenced information or a document link). If you plan to specify an Alfabet query or native SQL query to the text template, you must enter the variable `{Query: <QueryName>}` to the text template, whereby the `<QueryName>` expression is determined by the value of the **Name** attribute specified for the query text configuration object.
- The text displayed in the templates can be edited, as needed.
- Locale texts can be created for each text template in order to provide the email in the relevant secondary languages supported by your enterprise.

The **Text Templates** node is displayed in the **Presentations** tab. Expand the **Text Templates** node to see the template folders containing the preconfigured text templates . You may see local text templates  subordinate to the text templates.

The following information is available:


- [Text Templates for Activation of User Passwords](#)
 - [Protected Text Template: ActivationEmailNewPassword](#)
 - [Protected Text Template: ActivationEmailURLLink](#)

- [Text Templates for Assignments](#)
 - [Protected Text Template: AssignmentNew](#)
 - [Protected Text Template: AssignmentNoteCreated](#)
 - [Protected Text Template: AssignmentReassigned](#)
 - [Protected Text Template: AssignmentReminderNotification](#)
 - [Protected Text Template: AssignmentsReturned](#)
 - [Protected Text Template: AssignmentStatusChanged](#)
- [Text Templates for Workflows](#)
 - [Protected Text Template: WorkflowActivityNew](#)
 - [Protected Text Template: WorkflowChangeOwner](#)
 - [Protected Text Template: WorkflowFinished](#)
 - [Protected Text Template: WorkflowPaused](#)
 - [Protected Text Template: WorkflowReminder](#)
 - [Protected Text Template: WorkflowResumed](#)
 - [Protected Text Template: WorkflowStepDelegated](#)
 - [Protected Text Template: WorkflowStepEscalated](#)
 - [Protected Text Template: WorkflowStepRefused](#)
- [Text Templates for Discussions](#)
 - [Protected Text Template: DSC_ActivationStandard](#)
 - [Protected Text Template: DSC_ContributionNotification](#)
- [Text Templates for Business Support Maps](#)
 - [Protected Text Template: ITMapNoteCreated](#)
- [Text Templates for Consistency Monitors](#)
 - [Protected Text Template: ConsistencyMonitorDefault](#)
 - [Protected Text Template: ConsistencyMonitorMail](#)
- [Text Templates for Notification Monitors](#)
 - [Protected Text Template: NotificationMonitorDefault](#)
- [Text Templates for Activity, Inactivity, and Date Monitors](#)
 - [Protected Text Template: MonitorObjectChanged](#)
 - [Protected Text Template: MonitorObjectCountdownReview](#)
 - [Protected Text Template: MonitorObjectDateAlert](#)
 - [Protected Text Template: MonitorObjectNotChanged](#)

- [Text Templates for the Feedback Bot](#)
 - [Private Text Template: FeedbackBot_ContactForm](#)
 - [Private Text Template: FeedbackBot_SpecificFeedback](#)
- [Text Templates for Organizational Changes](#)
 - [Protected Text Template: ASMT_ORG_Application](#)
 - [Protected Text Template: ASMT_ORG_BusinessProcess](#)
 - [Protected Text Template: ASMT_ORG_Demand](#)
 - [Protected Text Template: ASMT_ORG_Goal](#)
 - [Protected Text Template: ASMT_ORG_ICTObject](#)
 - [Protected Text Template: ASMT_ORG_Map](#)
 - [Protected Text Template: ASMT_ORG_MarketProduct](#)
 - [Protected Text Template: ASMT_ORG_Organization](#)
 - [Protected Text Template: ASMT_ORG_Project](#)
 - [Protected Text Template: ASMT_ORG_Solution](#)
 - [Protected Text Template: ASMT_ORG_Strategy](#)
 - [Protected Text Template: ASMT_ORG_Strategic_TacticalBS](#)
 - [Protected Text Template: ASMT_ORG_VirtualOrganization](#)
 - [Protected Text Template: ASMT_ORG_Artifact](#)
 - [Protected Text Template: ASMT_ORG_Change](#)
- [Text Templates for Business Process Changes](#)
 - [Protected Text Template: ASMT_PROC_Application](#)
 - [Protected Text Template: ASMT_PROC_BusinessProcess](#)
 - [Protected Text Template: ASMT_PROC_Component](#)
 - [Protected Text Template: ASMT_PROC_Demand](#)
 - [Protected Text Template: ASMT_PROC_Map](#)
 - [Protected Text Template: ASMT_PROC_Organization](#)
 - [Protected Text Template: ASMT_PROC_Project](#)
 - [Protected Text Template: ASMT_PROC_Strategic_TacticalBS](#)
 - [Protected Text Template: ASMT_PROC_Artifact](#)
 - [Protected Text Template: ASMT_PROC_Change](#)
 - [Protected Text Template: TextTemp_ObjectChangeDefaultResponsible](#)

Text Templates for Activation of User Passwords

The **AE** folder contains text templates for email notifications associated with the activation of a user password. For more information about specifying the message in the emails or configuring custom text templates to use in place of the standard text templates, see the section *Specifying Custom Text Templates for Password Generation* in the reference manual *Configuring Alfabet with Alfabet Expand*. For an overview of the configuration required to generate user passwords, see the section *Defining, Clearing, and Resetting a User's Password* in the reference manual *User and Solution Administration*.

To access the text templates available for password activation, expand the **Text Templates** node in the **Presentations** tab. Expand the **AE** node to display the following text templates  used in the user password generation capability.



The text in the email template as well as the permissible object variables may be edited. Predefined variables may not be edited but they may be moved to different location in the text. Please note the following regarding the definition of predefined variables and object variables in text templates:

- Predefined standard variables:** These are variables that are predefined by Software AG and serve the purpose of referencing the relevant data in the Alfabet database. The expression `{Artifact:Image}`, for example, will display the properties defined in the **Image Properties** attribute of the relevant class settings of the object that the email is about. For example, if the image properties `Name, Version` are specified for the relevant class setting for the object class `Application`, the email would display the application's name and version number (for example, `TradeNet 6.0.3`) wherever `{Artifact:Image}` is located in the text. The expression in the curly brackets `{X}` cannot be changed. You can move the entire predefined variable via copy and paste or remove it from the text template completely.
- Object variables:** These are configurable variables that allow relevant information to be added to the text template. The syntax of these references is `<ObjectClass>:<ObjectClassProperty>`, whereby the set of object classes that can be specified in `<ObjectClass>` are predefined. For object variables, the `<ObjectClassProperty>` part of the expression can be defined to display the values of scalar properties available for the object that the email is about. The expression `{Artifact:<ObjectClassProperty>}`, for example, will display only the object class properties that you specify for the relevant object class. For example, if you specify `{Artifact:ID,Name,StartDate}`, the email would display the application's ID, name, and start date (for example, `APP-3243 Trade*Net 20/01/2013`) wherever `{Artifact:ID,Name,ObjectState}` is located in the text. For the object variable `{Person:<ObjectClassProperty>}`, for example, you could specify `{Person:FirstName}` `{Person:Name}` to include the user's first and last name or `{Person:Email}` to include the email address defined for the user. You can move the entire predefined variable via copy and paste or remove it from the text template completely.

The following protected text templates are available:

- [Protected Text Template: ActivationEmailNewPassword](#)
- [Protected Text Template: ActivationEmailURLLink](#)

Protected Text Template: ActivationEmailNewPassword

The `ActivationEmailNewPassword` text template is used when a new user password is generated for a user.



The expression in curly brackets `{X}` cannot be changed in predefined variables. You can move the entire predefined variable via copy and paste or remove it from the text template completely.

The following predefined variables and configurable object variables may be used in this text template:

Predefined Variable	Purpose
<code>{NewPassword}</code>	Displays the user's new password.

Object Variable <ObjectClass>:<ObjectClassProperty>	Purpose
<code>{Person:<ObjectClassProperty>}</code>	References the user to whom the password is to be sent.

Protected Text Template: ActivationEmailURLLink

The `ActivationEmailURLLink` text template is used when a new user password is generated for a user. The email contains the link that the user must click to activate the email.



The expression in curly brackets `{X}` cannot be changed in predefined variables. You can move the entire predefined variable via copy and paste or remove it from the text template completely.


The following predefined variables and configurable object variables may be used in this text template:

Predefined Variable	Purpose
<code>{UserName}</code>	Displays the user name of the user receiving the new password.
<code>{Link}</code>	Displays the link that the user must click to activate the new password.

Object Variable <ObjectClass>:<ObjectClassProperty>	Purpose
{Person:<ObjectClassProperty>}	References the user to whom the password is to be sent.

Text Templates for Assignments

Software AG provides several default text templates that are used for the email notifications sent in the context of the assignments capability. For an overview of the configuration required to implement the assignments capability, see the section *Configuring the Assignment Capability* in the reference manual *Configuring Alfabet with Alfabet Expand*.

To access the text templates available for assignments, expand the **Text Templates** node in the **Presentations** tab. Expand the **ASMT** node to display the following text templates  used in the assignment capability.



The text in the email template as well as the permissible object variables may be edited. Predefined variables may not be edited but they may be moved to different location in the text. Please note the following regarding the definition of predefined variables and object variables in text templates:

- Predefined standard variables:** These are variables that are predefined by Software AG and serve the purpose of referencing the relevant data in the Alfabet database. The expression `{Artifact:Image}`, for example, will display the properties defined in the **Image Properties** attribute of the relevant class settings of the object that the email is about. For example, if the image properties `Name,Version` are specified for the relevant class setting for the object class `Application`, the email would display the application's name and version number (for example, `TradeNet 6.0.3`) wherever `{Artifact:Image}` is located in the text. The expression in the curly brackets `{X}` cannot be changed. You can move the entire predefined variable via copy and paste or remove it from the text template completely
- Object variables:** These are configurable variables that allow relevant information to be added to the text template. The syntax of these references is `<ObjectClass>:<ObjectClassProperty>`, whereby the set of object classes that can be specified in `<ObjectClass>` are predefined. For object variables, the `<ObjectClassProperty>` part of the expression can be defined to display the values of scalar properties available for the object that the email is about. The expression `{Artifact:<ObjectClassProperty>}`, for example, will display only the object class properties that you specify for the relevant object class. For example, if you specify `{Artifact:ID,Name,StartDate}`, the email would display the application's ID, name, and start date (for example, `APP-3243 Trade*Net 20/01/2013`) wherever `{Artifact:ID,Name,ObjectState}` is located in the text. For the object variable `{Person:<ObjectClassProperty>}`, for example, you could specify `{Person:FirstName}` `{Person:Name}` to include the user's first and last name or `{Person:Email}` to include the email address defined for the user. You can move the entire predefined variable via copy and paste or remove it from the text template completely

The following protected text templates are available:

- [Protected Text Template: AssignmentNew](#)
- [Protected Text Template: AssignmentNoteCreated](#)
- [Protected Text Template: AssignmentReassigned](#)
- [Protected Text Template: AssignmentReminderNotification](#)
- [Protected Text Template: AssignmentsReturned](#)
- [Protected Text Template: AssignmentStatusChanged](#)

Protected Text Template: AssignmentNew

The `AssignmentNew` text template is used when a new assignment is created in the *Creating and Managing Assignments for Objects* for an object.



The expression in curly brackets `{X}` cannot be changed in predefined variables. You can move the entire predefined variable via copy and paste or remove it from the text template completely.

The following predefined variables and configurable object variables may be used in this text template:

Predefined Variable	Purpose
<code>{Object:RefImage}</code>	References the object that the assignment was created for. Displays a concatenation of the image properties specified in the class setting relevant for the object. These are defined via the Image Properties attribute in the class settings assigned to the user profile that the user will use to access Alfabet with.
<code>{Object:Comments}</code>	Displays the comments defined for the assignment.
<code>{Link:ReceivedAssignments}</code>	Displays a URL to the assignee's <i>Working With the Assignments Assigned to You</i> .
<code>{Link:HomeStart}</code>	Displays a URL to the assignee's <i>Working With the Assignments Assigned to You</i> . (for backward compatibility)
<code>{Link:Assignment}</code>	Displays a URL to the object view of assignment
<code>{Link:ObjectView}</code>	Displays a URL to the object view of the object that the assignment is about.
<code>{Link:Object}</code>	Displays a URL to the object view of the base object (for backward compatibility)

Object Variable <ObjectClass>:<ObjectClass-Property>	Purpose
{Assignment:<ObjectClassProperty>}	References the assignment.
{Object:<ObjectClassProperty>}	References the object that the assignment was created for.
{Person:<ObjectClassProperty>}	References the assignee of the assignment.
{Creator:<ObjectClassProperty>}	References the person who triggered the creation of the assignment.

Protected Text Template: AssignmentNoteCreated

The `AssignmentNoteCreated` text template is used when a note associated with the assignment has been written in the notepad available in the **Assignments** page view for an object and the note author has determined that the originator and/or assignee should be informed about the note.



The expression in curly brackets {X} cannot be changed in predefined variables. You can move the entire predefined variable via copy and paste or remove it from the text template completely.

The following predefined variables and configurable object variables may be used in this text template:

Predefined Variable	Purpose
{Object:Re- fImage}	References the object that the assignment was created for. Displays a concatenation of the image properties specified in the class setting relevant for the object. These are defined via the Image Properties attribute in the class settings assigned to the user profile that the user will use to access Alfabet with.
{Note:Text}	Displays the text defined in the notepad entry of the assignment
{Link:As- signment}	Displays a URL to the object view of assignment
{Link:Ob- jectView}	Displays a URL to the object view of the object that the assignment is about.

Object Variable <ObjectClass>:<ObjectClass-Property>	Purpose
{Assignment:<AssignmentClassProperty>}	References the assignment.
{Object:<ObjectClassProperty>}	References the object that the assignment was created for.
{Person:<PersonClassProperty>}	References the assignee of the assignment.
{Creator:<PersonClassProperty>}	References the person who triggered the creation of the assignment.

Protected Text Template: AssignmentReassigned

The `AssignmentReassigned` text template is used when an assignment has been reassigned to another user and the originator and/or assignee should be informed about the reassignment.



The expression in curly brackets {X} cannot be changed in predefined variables. You can move the entire predefined variable via copy and paste or remove it from the text template completely.

The following predefined variables and configurable object variables may be used in this text template:

Predefined Variable	Purpose
{Object:RefImage}	References the object that the assignment was created for. Displays a concatenation of the image properties specified in the class setting relevant for the object. These are defined via the Image Properties attribute in the class settings assigned to the user profile that the user will use to access Alfabet with.
{Object:Comments}	Displays the comments defined for assignment.
{Link:ReceivedAssignments}	Displays a URL to the assignee's <i>Working With the Assignments Assigned to You</i> .
{Link:HomeStart}	Displays a URL to the assignee's <i>Working With the Assignments Assigned to You</i> . (for backward compatibility)

Predefined Variable	Purpose
<code>{Link:Assignment}</code>	Displays a URL to the object view of assignment
<code>{Link:ObjectView}</code>	Displays a URL to the object view of the object that the assignment is about.
<code>{Link:Object}</code>	Displays a URL to the object view of the object that the assignment is about. (for backward compatibility)

Object Variable <ObjectClass>:<ObjectClass-Property>	Purpose
<code>{Assignment:<AssignmentClassProperty>}</code>	References the assignment.
<code>{Object:<ObjectClassProperty>}</code>	References the object that the assignment was created for.
<code>{Person:<PersonClassProperty>}</code>	References the assignee of the assignment.
<code>{Creator:<PersonClassProperty>}</code>	References the person who triggered the creation of the assignment.

Protected Text Template: AssignmentReminderNotification

The `AssignmentReminderNotification` text template is used when an assignment has been reassigned to another user and the originator and/or assignee should be informed about the reassignment.



The expression in curly brackets `{X}` cannot be changed in predefined variables. You can move the entire predefined variable via copy and paste or remove it from the text template completely.

The following predefined variables and configurable object variables may be used in this text template:

Predefined Variable	Purpose
<code>{Assignment:Creator}</code>	Displays the user that triggered the creation of the assignment.

Predefined Variable	Purpose
<code>{Assignment:Target-Date}</code>	Displays the target date defined for assignment.
<code>{Object:ObjectType}</code>	Displays the object class of the object that the assignment is about.
<code>{Link:Assignment}</code>	Displays a URL to the object view of assignment
<code>{Link:ObjectView}</code>	Displays a URL to the object view of the object that the assignment is about.

Object Variable <ObjectClass>:<ObjectClass-Property>	Purpose
<code>{Assignment:<AssignmentClassProperty>}</code>	References the assignment.
<code>{Object:<ObjectClassProperty>}</code>	References the object that the assignment was created for.
<code>{Person:<PersonClassProperty>}</code>	References the assignee of the assignment.
<code>{Creator:<PersonClassProperty>}</code>	References the person who triggered the creation of the assignment.

Protected Text Template: AssignmentsReturned

The `AssignmentsReturned` text template is used a mandatory assignment is returned to its originator because the assignee has not completed the assignment by the designated target date.



The expression in curly brackets `{X}` cannot be changed in predefined variables. You can move the entire predefined variable via copy and paste or remove it from the text template completely.

The following predefined variables and configurable object variables may be used in this text template:

Predefined Variable	Purpose
<code>{Assignments:Returned}</code>	Displays the assignments that have been returned to the originator. The results may include multiple lines. The syntax of the reference is: <code><AssignmentName> returned from <PersonName></code> .
<code>{Link:ReceivedAssignments}</code>	Displays a URL to the assignee's <i>Working With the Assignments Assigned to You</i> .

Object Variable <code><ObjectClass>:<ObjectClassProperty></code>	Purpose
<code>{Person:<PersonClassProperty>}</code>	References the receiver of the email notification

Protected Text Template: AssignmentStatusChanged

The `AssignmentStatusChanged` text template is used when an assignment's status is changed in the *Working With the Assignments Assigned to You*.



The expression in curly brackets `{X}` cannot be changed in predefined variables. You can move the entire predefined variable via copy and paste or remove it from the text template completely.


The following predefined variables and configurable object variables may be used in this text template:

Predefined Variable	Purpose
<code>{Assignment:Old-Status}</code>	Displays the previous status value of the assignment.
<code>{Link:Assignment}</code>	Displays a URL to the object view of assignment
<code>{Link:ObjectView}</code>	Displays a URL to the object view of the object that the assignment is about.

Object Variable <ObjectClass>:<ObjectClass-Property>	Purpose
{Assignment:<AssignmentClassProperty>}	References the assignment
{Object:<ObjectClassProperty>}	References the object that the assignment was created for
{Person:<PersonClassProperty>}	References the assignee of the assignment
{Creator:<PersonClassProperty>}	References the originator of the assignment

Text Templates for Workflows

Software AG provides several default text templates that are used for the email notifications sent in the context of the workflows capability. The **WF** folder contains all text templates for email notifications associated with workflow activities. A text template is available for each action involved in a workflow that requires notification to the relevant responsible users. For detailed information about configuring email notifications for workflows, see the section *Configuring Workflows*.

To access the text templates available for workflows, expand the **Text Templates** node in the **Presentations** tab. Expand the **WF** node to display the following text templates  used in the workflow capability. The following text templates can be implemented as-is, modified, or copied as a basis for a new text template. The variables can be used in the subject line (`Caption` attribute) and body (`Text` attribute) of the workflow text templates.



Please note that in the context of email notifications, regardless of whether or not a locale text template is created, any translated captions of object classes, object class stereotypes, object class properties, etc. will be displayed in the email if the user triggering the email has the relevant language selected for the Alfabet interface.

The following information is available:

- [Protected Text Template: WorkflowActivityNew](#)
- [Protected Text Template: WorkflowChangeOwner](#)
- [Protected Text Template: WorkflowFinished](#)
- [Protected Text Template: WorkflowPaused](#)
- [Protected Text Template: WorkflowReminder](#)
- [Protected Text Template: WorkflowResumed](#)
- [Protected Text Template: WorkflowStepDelegated](#)
- [Protected Text Template: WorkflowStepEscalated](#)

- [Protected Text Template: WorkflowStepRefused](#)

Protected Text Template: WorkflowActivityNew

The **WorkflowActivityNew** text template can be implemented when a new workflow step is entered.



The expression in curly brackets {X} cannot be changed in predefined variables. You can move the entire predefined variable via copy and paste or remove it from the text template completely.

The following predefined variables and configurable object variables may be used in this text template:

Predefined Variable	Purpose
<code>Link:CurrentStep</code>	Displays a URL to the object view of the workflow step from which the notification has been triggered. The class setting for the relevant user profile will determine whether the object view for the object class or object class stereotype will open when the link is clicked.
<code>Link:Workflow</code>	Displays a URL to the object view of the associated workflow. The class setting for the relevant user profile will determine whether the object view for the object class or object class stereotype will open when the link is clicked.
<code>Link:WorkflowActivities</code>	Displays a URL to the relevant My Workflow Activities functionalities (<code>WF_UserWorkflowActivities</code> , <code>WF_UserWorkflowActivitiesExt</code> , and <code>WF_UserWorkflowActivitiesCommon</code>) of the associated workflow step.
<code>Link:WorkflowExplorer</code>	Displays a URL to the Workflow Activities Explorer functionality (<code>WFS_Explorer</code>) of the email recipient.
<code>Link:ObjectView</code>	<p>Displays a URL to the object view of the relevant workflow or workflow step for which the notification is created. The target of the variable <code>Link:ObjectView</code> will open either the workflow or the workflow step object profile, depending on the context. The class setting for the relevant user profile will determine whether the object view for the object class or object class stereotype will open when the link is clicked.</p> <p>Please note that the variables <code>Link:CurrentStep</code> and <code>Link:Workflow</code> allow you to explicitly target the object view of either the workflow step or the workflow.</p>
<code>Link:WorkflowBaseObject</code>	Displays a URL to open the object view of the base object of a workflow. The class setting for the relevant user profile will determine whether the object view for the object class or object class stereotype will open when the link is clicked.

Predefined Variable	Purpose
<code>Link:Workflow-SourceObject</code>	Displays a URL to open the object view of the source object of a workflow. The class setting for the relevant user profile will determine whether the object view for the object class or object class stereotype will open when the link is clicked.
<code>Link:StepBaseObject</code>	Displays a URL to open the object view of the base object used in the current step of the workflow. The class setting for the relevant user profile will determine whether the object view for the object class or object class stereotype will open when the link is clicked.
<code>Query:<QueryName></code>	Enter the name of the query defined for the text template in the <code><QueryName></code> placeholder. The link will open the results of the referenced query that will be executed in the context of the email.
<code>Object:RefImage</code>	Displays the base object that the workflow is about. Please note that the data displayed for the variable <code>Object:RefImage</code> will depend on the class setting of the relevant object's class. The Image Properties attribute defined for the class setting of the relevant class specifies the data displayed for the <code>Object:RefImage</code> variable.
<code>Object:ClassName</code>	Displays the name of the object class of the object that the workflow is about.
<code>Object:ClassCaption</code>	Displays the caption of the object class of the object that the workflow is about.
<code>Object:StereotypeName</code>	Displays the name of the object class stereotype of the object that the workflow is about.
<code>Object:StereotypeCaption</code>	Displays the caption of the object class stereotype of the object that the workflow is about.

Object Variable <code><ObjectClass>:<ObjectClassProperty></code>	Purpose
<code>{Workflow:<WorkflowClassProperty>}</code>	References the workflow for which the notification is being triggered.
<code>{WorkflowStep:<WorkflowStepClassProperty>}</code>	References the workflow for which the notification is being triggered.

Object Variable <ObjectClass>:<ObjectClassProperty>	Purpose
{Object:<ObjectClassProperty>}	References the object that the workflow is about.
{Person:<PersonClassProperty>}	References the user to whom notification about the workflow or workflow step is to be sent.
{Sender:<PersonClassProperty>}	References the user who is performing the action that is triggering the notification about the workflow or workflow step.

Protected Text Template: WorkflowChangeOwner

The **WorkflowChangeOwner** text template is used when the owner of the workflow has been changed.



The expression in curly brackets {X} cannot be changed in predefined variables. You can move the entire predefined variable via copy and paste or remove it from the text template completely.

The following predefined variables and configurable object variables may be used in this text template:

Predefined Variable	Purpose
Link:CurrentStep	Displays a URL to the object view of the workflow step from which the notification has been triggered. The class setting for the relevant user profile will determine whether the object view for the object class or object class stereotype will open when the link is clicked.
Link:Workflow	Displays a URL to the object view of the associated workflow. The class setting for the relevant user profile will determine whether the object view for the object class or object class stereotype will open when the link is clicked.
Link:WorkflowActivities	Displays a URL to the relevant My Workflow Activities functionalities (WF_UserWorkflowActivities, WF_UserWorkflowActivitiesExt, and WF_UserWorkflowActivitiesCommon) of the associated workflow step.
Link:WorkflowExplorer	Displays a URL to the Workflow Activities Explorer functionality (WFS_Explorer) of the email recipient.
Link:ObjectView	Displays a URL to the object view of the relevant workflow or workflow step for which the notification is created. The target of the variable Link:ObjectView will open either the workflow or the workflow step object profile, depending on the context. The class setting for the relevant user profile will determine

Predefined Variable	Purpose
	<p>whether the object view for the object class or object class stereotype will open when the link is clicked.</p> <p>Please note that the variables <code>Link:CurrentStep</code> and <code>Link:Workflow</code> allow you to explicitly target the object view of either the workflow step or the workflow.</p>
<code>Link:Workflow-BaseObject</code>	Displays a URL to open the object view of the base object of a workflow. The class setting for the relevant user profile will determine whether the object view for the object class or object class stereotype will open when the link is clicked.
<code>Link:Workflow-SourceObject</code>	Displays a URL to open the object view of the source object of a workflow. The class setting for the relevant user profile will determine whether the object view for the object class or object class stereotype will open when the link is clicked.
<code>Link:StepBaseObject</code>	Displays a URL to open the object view of the base object used in the current step of the workflow. The class setting for the relevant user profile will determine whether the object view for the object class or object class stereotype will open when the link is clicked.
<code>Query:<QueryName></code>	Enter the name of the query defined for the text template in the <code><QueryName></code> placeholder. The link will open the results of the referenced query that will be executed in the context of the email.
<code>Object:RefImage</code>	Displays the base object that the workflow is about. Please note that the data displayed for the variable <code>Object:RefImage</code> will depend on the class setting of the relevant object's class. The Image Properties attribute defined for the class setting of the relevant class specifies the data displayed for the <code>Object:RefImage</code> variable.
<code>Object:ClassName</code>	Displays the name of the object class of the object that the workflow is about.
<code>Object:ClassCaption</code>	Displays the caption of the object class of the object that the workflow is about.
<code>Object:StereotypeName</code>	Displays the name of the object class stereotype of the object that the workflow is about.
<code>Object:StereotypeCaption</code>	Displays the caption of the object class stereotype of the object that the workflow is about.

Predefined Variable	Purpose
Message:Text	Displays the message text that has been entered by the user if a comment is required for a workflow step or for system messages. Please note that this variable is not meaningful for a workflow step action <code>On Enter Step</code> .
LastMessage:Text	Displays the message text from the most previous workflow event that has been entered by a user. Please note that this variable is not meaningful for a workflow step action <code>On Exit Step</code> .

Object Variable <ObjectClass>:<ObjectClassProperty>	Purpose
{Workflow:<WorkflowClassProperty>}	References the workflow for which the notification is being triggered.
{WorkflowStep:<WorkflowStepClassProperty>}	References the workflow for which the notification is being triggered.
{Object:<ObjectClassProperty>}	References the object that the workflow is about.
{Person:<PersonClassProperty>}	References the user to whom notification about the workflow or workflow step is to be sent.
{Sender:<PersonClassProperty>}	References the user who is performing the action that is triggering the notification about the workflow or workflow step.

Protected Text Template: WorkflowFinished

This text template can be implemented when a workflow is completed.



The expression in curly brackets {X} cannot be changed in predefined variables. You can move the entire predefined variable via copy and paste or remove it from the text template completely.

The following predefined variables and configurable object variables may be used in this text template:

Predefined Variable	Purpose
Link:Workflow	Displays a URL to the object view of the associated workflow. The class setting for the relevant user profile will determine whether the object view for the object class or object class stereotype will open when the link is clicked.
Link:WorkflowActivities	Displays a URL to the relevant My Workflow Activities functionalities (WF_UserWorkflowActivities, WF_UserWorkflowActivitiesExt, and WF_UserWorkflowActivitiesCommon) of the associated workflow step.
Link:WorkflowExplorer	Displays a URL to the Workflow Activities Explorer functionality (WFS_Explorer) of the email recipient.
Link:WorkflowBaseObject	Displays a URL to open the object view of the base object of a workflow. The class setting for the relevant user profile will determine whether the object view for the object class or object class stereotype will open when the link is clicked.
Link:WorkflowSourceObject	Displays a URL to open the object view of the source object of a workflow. The class setting for the relevant user profile will determine whether the object view for the object class or object class stereotype will open when the link is clicked.
Link:StepBaseObject	Displays a URL to open the object view of the base object used in the current step of the workflow. The class setting for the relevant user profile will determine whether the object view for the object class or object class stereotype will open when the link is clicked.
Query:<QueryName>	Enter the name of the query defined for the text template in the <QueryName> placeholder. The link will open the results of the referenced query that will be executed in the context of the email.
Object:RefImage	Displays the base object that the workflow is about. Please note that the data displayed for the variable Object:RefImage will depend on the class setting of the relevant object's class. The Image Properties attribute defined for the class setting of the relevant class specifies the data displayed for the Object:RefImage variable.
Object:ClassName	Displays the name of the object class of the object that the workflow is about.
Object:ClassCaption	Displays the caption of the object class of the object that the workflow is about.

Predefined Variable	Purpose
<code>Object:StereotypeName</code>	Displays the name of the object class stereotype of the object that the workflow is about.
<code>Object:StereotypeCaption</code>	Displays the caption of the object class stereotype of the object that the workflow is about.

Object Variable <ObjectClass>:<ObjectClassProperty>	Purpose
<code>{Workflow:<WorkflowClassProperty>}</code>	References the workflow for which the notification is being triggered.
<code>{Person:<PersonClassProperty>}</code>	References the user to whom notification about the workflow or workflow step is to be sent.
<code>{Sender:<PersonClassProperty>}</code>	References the user who is performing the action that is triggering the notification about the workflow or workflow step.

Protected Text Template: `WorkflowPaused`

The **`WorkflowPaused`** text template can be implemented when a workflow has been paused.



The expression in curly brackets `{X}` cannot be changed in predefined variables. You can move the entire predefined variable via copy and paste or remove it from the text template completely.

The following predefined variables and configurable object variables may be used in this text template:

Predefined Variable	Purpose
<code>Link:Workflow</code>	Displays a URL to the object view of the associated workflow. The class setting for the relevant user profile will determine whether the object view for the object class or object class stereotype will open when the link is clicked.
<code>Link:WorkflowActivities</code>	Displays a URL to the relevant My Workflow Activities functionalities (<code>WF_UserWorkflowActivities</code> , <code>WF_UserWorkflowActivitiesExt</code> , and <code>WF_UserWorkflowActivitiesCommon</code>) of the associated workflow step.

Predefined Variable	Purpose
Link:WorkflowExplorer	Displays a URL to the Workflow Activities Explorer functionality (WFS_Explorer) of the email recipient.
Link:WorkflowBaseObject	Displays a URL to open the object view of the base object of a workflow. The class setting for the relevant user profile will determine whether the object view for the object class or object class stereotype will open when the link is clicked.
Link:WorkflowSourceObject	Displays a URL to open the object view of the source object of a workflow. The class setting for the relevant user profile will determine whether the object view for the object class or object class stereotype will open when the link is clicked.
Link:StepBaseObject	Displays a URL to open the object view of the base object used in the current step of the workflow. The class setting for the relevant user profile will determine whether the object view for the object class or object class stereotype will open when the link is clicked.
Query:<QueryName>	Enter the name of the query defined for the text template in the <QueryName> placeholder. The link will open the results of the referenced query that will be executed in the context of the email.
Object:RefImage	Displays the base object that the workflow is about. Please note that the data displayed for the variable <code>Object:RefImage</code> will depend on the class setting of the relevant object's class. The Image Properties attribute defined for the class setting of the relevant class specifies the data displayed for the <code>Object:RefImage</code> variable.
Object:ClassName	Displays the name of the object class of the object that the workflow is about.
Object:ClassCaption	Displays the caption of the object class of the object that the workflow is about.
Object:StereotypeName	Displays the name of the object class stereotype of the object that the workflow is about.
Object:StereotypeCaption	Displays the caption of the object class stereotype of the object that the workflow is about.

Object Variable <ObjectClass>:<ObjectClassProperty>	Purpose
{Workflow:<WorkflowClassProperty>}	References the workflow for which the notification is being triggered.
{Person:<PersonClassProperty>}	References the user to whom notification about the workflow or workflow step is to be sent.
{Sender:<PersonClassProperty>}	References the user who is performing the action that is triggering the notification about the workflow or workflow step.

Protected Text Template: WorkflowReminder

The **WorkflowReminder** text templates can be implemented when a workflow's deadline has fallen into the specified period configured via the **Performance Duration** attribute.



The expression in curly brackets {X} cannot be changed in predefined variables. You can move the entire predefined variable via copy and paste or remove it from the text template completely.

The following predefined variables and configurable object variables may be used in this text template:

Predefined Variable	Purpose
Link:CurrentStep	Displays a URL to the object view of the workflow step from which the notification has been triggered. The class setting for the relevant user profile will determine whether the object view for the object class or object class stereotype will open when the link is clicked.
Link:Workflow	Displays a URL to the object view of the associated workflow. The class setting for the relevant user profile will determine whether the object view for the object class or object class stereotype will open when the link is clicked.
Link:WorkflowActivities	Displays a URL to the relevant My Workflow Activities functionalities (WF_UserWorkflowActivities, WF_UserWorkflowActivitiesExt, and WF_UserWorkflowActivitiesCommon) of the associated workflow step.
Link:WorkflowExplorer	Displays a URL to the Workflow Activities Explorer functionality (WFS_Explorer) of the email recipient.
Link:ObjectView	Displays a URL to the object view of the relevant workflow or workflow step for which the notification is created. The target of the variable Link:ObjectView

Predefined Variable	Purpose
	<p>will open either the workflow or the workflow step object profile, depending on the context. The class setting for the relevant user profile will determine whether the object view for the object class or object class stereotype will open when the link is clicked.</p> <p>Please note that the variables <code>Link:CurrentStep</code> and <code>Link:Workflow</code> allow you to explicitly target the object view of either the workflow step or the workflow.</p>
<code>Link:Workflow-BaseObject</code>	Displays a URL to open the object view of the base object of a workflow. The class setting for the relevant user profile will determine whether the object view for the object class or object class stereotype will open when the link is clicked.
<code>Link:Workflow-SourceObject</code>	Displays a URL to open the object view of the source object of a workflow. The class setting for the relevant user profile will determine whether the object view for the object class or object class stereotype will open when the link is clicked.
<code>Link:StepBaseObject</code>	Displays a URL to open the object view of the base object used in the current step of the workflow. The class setting for the relevant user profile will determine whether the object view for the object class or object class stereotype will open when the link is clicked.
<code>Query:<QueryName></code>	Enter the name of the query defined for the text template in the <code><QueryName></code> placeholder. The link will open the results of the referenced query that will be executed in the context of the email.
<code>Object:RefImage</code>	Displays the base object that the workflow is about. Please note that the data displayed for the variable <code>Object:RefImage</code> will depend on the class setting of the relevant object's class. The Image Properties attribute defined for the class setting of the relevant class specifies the data displayed for the <code>Object:RefImage</code> variable.
<code>Object:ClassName</code>	Displays the name of the object class of the object that the workflow is about.
<code>Object:ClassCaption</code>	Displays the caption of the object class of the object that the workflow is about.
<code>Object:StereotypeName</code>	Displays the name of the object class stereotype of the object that the workflow is about.
<code>Object:StereotypeCaption</code>	Displays the caption of the object class stereotype of the object that the workflow is about.

Object Variable <ObjectClass>:<ObjectClassProperty>	Purpose
{Workflow:<WorkflowClassProperty>}	References the workflow for which the notification is being triggered.
{WorkflowStep:<WorkflowStepClassProperty>}	References the workflow for which the notification is being triggered.
{Object:<ObjectClassProperty>}	References the object that the workflow is about.
{Person:<PersonClassProperty>}	References the user to whom notification about the workflow or workflow step is to be sent.
{Sender:<PersonClassProperty>}	References the user who is performing the action that is triggering the notification about the workflow or workflow step.

Protected Text Template: WorkflowResumed

The **WorkflowResumed** text template can be implemented when a workflow has resumed after it has been paused.



The expression in curly brackets {X} cannot be changed in predefined variables. You can move the entire predefined variable via copy and paste or remove it from the text template completely.

The following predefined variables and configurable object variables may be used in this text template:

Predefined Variable	Purpose
Link:Workflow	Displays a URL to the object view of the associated workflow. The class setting for the relevant user profile will determine whether the object view for the object class or object class stereotype will open when the link is clicked.
Link:WorkflowActivities	Displays a URL to the relevant My Workflow Activities functionalities (WF_UserWorkflowActivities, WF_UserWorkflowActivitiesExt, and WF_UserWorkflowActivitiesCommon) of the associated workflow step.
Link:WorkflowExplorer	Displays a URL to the Workflow Activities Explorer functionality (WFS_Explorer) of the email recipient.

Predefined Variable	Purpose
<code>Link:Workflow-BaseObject</code>	Displays a URL to open the object view of the base object of a workflow. The class setting for the relevant user profile will determine whether the object view for the object class or object class stereotype will open when the link is clicked.
<code>Link:Workflow-SourceObject</code>	Displays a URL to open the object view of the source object of a workflow. The class setting for the relevant user profile will determine whether the object view for the object class or object class stereotype will open when the link is clicked.
<code>Link:StepBaseObject</code>	Displays a URL to open the object view of the base object used in the current step of the workflow. The class setting for the relevant user profile will determine whether the object view for the object class or object class stereotype will open when the link is clicked.
<code>Query:<QueryName></code>	Enter the name of the query defined for the text template in the <code><QueryName></code> placeholder. The link will open the results of the referenced query that will be executed in the context of the email.
<code>Object:RefImage</code>	Displays the base object that the workflow is about. Please note that the data displayed for the variable <code>Object:RefImage</code> will depend on the class setting of the relevant object's class. The Image Properties attribute defined for the class setting of the relevant class specifies the data displayed for the <code>Object:RefImage</code> variable.
<code>Object:ClassName</code>	Displays the name of the object class of the object that the workflow is about.
<code>Object:ClassCaption</code>	Displays the caption of the object class of the object that the workflow is about.
<code>Object:StereotypeName</code>	Displays the name of the object class stereotype of the object that the workflow is about.
<code>Object:StereotypeCaption</code>	Displays the caption of the object class stereotype of the object that the workflow is about.

Object Variable <ObjectClass>:<ObjectClassProperty>	Purpose
{Workflow:<WorkflowClassProperty>}	References the workflow for which the notification is being triggered.
{Person:<PersonClassProperty>}	References the user to whom notification about the workflow or workflow step is to be sent.
{Sender:<PersonClassProperty>}	References the user who is performing the action that is triggering the notification about the workflow or workflow step.

Protected Text Template: WorkflowStepDelegated

The **WorkflowStepDelegated** text template can be implemented when a workflow step is delegated to another user.



The expression in curly brackets {X} cannot be changed in predefined variables. You can move the entire predefined variable via copy and paste or remove it from the text template completely.

The following predefined variables and configurable object variables may be used in this text template:

Predefined Variable	Purpose
Link:CurrentStep	Displays a URL to the object view of the workflow step from which the notification has been triggered. The class setting for the relevant user profile will determine whether the object view for the object class or object class stereotype will open when the link is clicked.
Link:Workflow	Displays a URL to the object view of the associated workflow. The class setting for the relevant user profile will determine whether the object view for the object class or object class stereotype will open when the link is clicked.
Link:WorkflowActivities	Displays a URL to the relevant My Workflow Activities functionalities (WF_UserWorkflowActivities, WF_UserWorkflowActivitiesExt, and WF_UserWorkflowActivitiesCommon) of the associated workflow step.
Link:WorkflowExplorer	Displays a URL to the Workflow Activities Explorer functionality (WFS_Explorer) of the email recipient.
Link:ObjectView	Displays a URL to the object view of the relevant workflow or workflow step for which the notification is created. The target of the variable Link:ObjectView

Predefined Variable	Purpose
	<p>will open either the workflow or the workflow step object profile, depending on the context. The class setting for the relevant user profile will determine whether the object view for the object class or object class stereotype will open when the link is clicked.</p> <p>Please note that the variables <code>Link:CurrentStep</code> and <code>Link:Workflow</code> allow you to explicitly target the object view of either the workflow step or the workflow.</p>
<code>Link:Workflow-BaseObject</code>	Displays a URL to open the object view of the base object of a workflow. The class setting for the relevant user profile will determine whether the object view for the object class or object class stereotype will open when the link is clicked.
<code>Link:Workflow-SourceObject</code>	Displays a URL to open the object view of the source object of a workflow. The class setting for the relevant user profile will determine whether the object view for the object class or object class stereotype will open when the link is clicked.
<code>Link:StepBaseObject</code>	Displays a URL to open the object view of the base object used in the current step of the workflow. The class setting for the relevant user profile will determine whether the object view for the object class or object class stereotype will open when the link is clicked.
<code>Query:<QueryName></code>	Enter the name of the query defined for the text template in the <code><QueryName></code> placeholder. The link will open the results of the referenced query that will be executed in the context of the email.
<code>Object:RefImage</code>	Displays the base object that the workflow is about. Please note that the data displayed for the variable <code>Object:RefImage</code> will depend on the class setting of the relevant object's class. The Image Properties attribute defined for the class setting of the relevant class specifies the data displayed for the <code>Object:RefImage</code> variable.
<code>Object:ClassName</code>	Displays the name of the object class of the object that the workflow is about.
<code>Object:ClassCaption</code>	Displays the caption of the object class of the object that the workflow is about.
<code>Object:StereotypeName</code>	Displays the name of the object class stereotype of the object that the workflow is about.
<code>Object:StereotypeCaption</code>	Displays the caption of the object class stereotype of the object that the workflow is about.

Predefined Variable	Purpose
Message:Text	Displays the message text that has been entered by the user if a comment is required for a workflow step or for system messages. Please note that this variable is not meaningful for a workflow step action <code>On Enter Step</code> .
LastMessage:Text	Displays the message text from the most previous workflow event that has been entered by a user. Please note that this variable is not meaningful for a workflow step action <code>On Exit Step</code> .

Object Variable <ObjectClass>:<ObjectClassProperty>	Purpose
{Workflow:<WorkflowClassProperty>}	References the workflow for which the notification is being triggered.
{WorkflowStep:<WorkflowStepClassProperty>}	References the workflow for which the notification is being triggered.
{Object:<ObjectClassProperty>}	References the object that the workflow is about.
{Person:<PersonClassProperty>}	References the user to whom notification about the workflow or workflow step is to be sent.
{Sender:<PersonClassProperty>}	References the user who is performing the action that is triggering the notification about the workflow or workflow step.

Protected Text Template: WorkflowStepEscalated

The **WorkflowStepEscalated** text template can be implemented when the workflow has advanced to an Escalation step or when an error has occurred (for example, if no responsible users have been found) and the status of the workflow has therefore escalated.



The expression in curly brackets {X} cannot be changed in predefined variables. You can move the entire predefined variable via copy and paste or remove it from the text template completely.

The following predefined variables and configurable object variables may be used in this text template:

Predefined Variable	Purpose
<code>Link:CurrentStep</code>	Displays a URL to the object view of the workflow step from which the notification has been triggered. The class setting for the relevant user profile will determine whether the object view for the object class or object class stereotype will open when the link is clicked.
<code>Link:Workflow</code>	Displays a URL to the object view of the associated workflow. The class setting for the relevant user profile will determine whether the object view for the object class or object class stereotype will open when the link is clicked.
<code>Link:WorkflowActivities</code>	Displays a URL to the relevant My Workflow Activities functionalities (<code>WF_UserWorkflowActivities</code> , <code>WF_UserWorkflowActivitiesExt</code> , and <code>WF_UserWorkflowActivitiesCommon</code>) of the associated workflow step.
<code>Link:WorkflowExplorer</code>	Displays a URL to the Workflow Activities Explorer functionality (<code>WFS_Explorer</code>) of the email recipient.
<code>Link:ObjectView</code>	<p>Displays a URL to the object view of the relevant workflow or workflow step for which the notification is created. The target of the variable <code>Link:ObjectView</code> will open either the workflow or the workflow step object profile, depending on the context. The class setting for the relevant user profile will determine whether the object view for the object class or object class stereotype will open when the link is clicked.</p> <p>Please note that the variables <code>Link:CurrentStep</code> and <code>Link:Workflow</code> allow you to explicitly target the object view of either the workflow step or the workflow.</p>
<code>Link:WorkflowBaseObject</code>	Displays a URL to open the object view of the base object of a workflow. The class setting for the relevant user profile will determine whether the object view for the object class or object class stereotype will open when the link is clicked.
<code>Link:WorkflowSourceObject</code>	Displays a URL to open the object view of the source object of a workflow. The class setting for the relevant user profile will determine whether the object view for the object class or object class stereotype will open when the link is clicked.
<code>Link:StepBaseObject</code>	Displays a URL to open the object view of the base object used in the current step of the workflow. The class setting for the relevant user profile will determine whether the object view for the object class or object class stereotype will open when the link is clicked.
<code>Query:<QueryName></code>	Enter the name of the query defined for the text template in the <code><QueryName></code> placeholder. The link will open the results of the referenced query that will be executed in the context of the email.

Predefined Variable	Purpose
<code>Object:RefImage</code>	Displays the base object that the workflow is about. Please note that the data displayed for the variable <code>Object:RefImage</code> will depend on the class setting of the relevant object's class. The Image Properties attribute defined for the class setting of the relevant class specifies the data displayed for the <code>Object:RefImage</code> variable.
<code>Object:ClassName</code>	Displays the name of the object class of the object that the workflow is about.
<code>Object:ClassCaption</code>	Displays the caption of the object class of the object that the workflow is about.
<code>Object:StereotypeName</code>	Displays the name of the object class stereotype of the object that the workflow is about.
<code>Object:StereotypeCaption</code>	Displays the caption of the object class stereotype of the object that the workflow is about.
<code>Message:Text</code>	Displays the message text that has been entered by the user if a comment is required for a workflow step or for system messages. Please note that this variable is not meaningful for a workflow step action <code>On Enter Step</code> .
<code>LastMessage:Text</code>	Displays the message text from the most previous workflow event that has been entered by a user. Please note that this variable is not meaningful for a workflow step action <code>On Exit Step</code> .

Object Variable <ObjectClass>:<ObjectClassProperty>	Purpose
<code>{Workflow:<WorkflowClassProperty>}</code>	References the workflow for which the notification is being triggered.
<code>{WorkflowStep:<WorkflowStepClassProperty>}</code>	References the workflow for which the notification is being triggered.
<code>{Object:<ObjectClassProperty>}</code>	References the object that the workflow is about.
<code>{Person:<PersonClassProperty>}</code>	References the user to whom notification about the workflow or workflow step is to be sent.

Object Variable <ObjectClass><ObjectClassProperty>	Purpose
{Sender:<PersonClassProperty>}	References the user who is performing the action that is triggering the notification about the workflow or workflow step.

Protected Text Template: WorkflowStepRefused

This text template can be implemented when a new workflow step is entered because the previous workflow step was refused.



The expression in curly brackets {X} cannot be changed in predefined variables. You can move the entire predefined variable via copy and paste or remove it from the text template completely.

The following predefined variables and configurable object variables may be used in this text template:

Predefined Variable	Purpose
Link:CurrentStep	Displays a URL to the object view of the workflow step from which the notification has been triggered. The class setting for the relevant user profile will determine whether the object view for the object class or object class stereotype will open when the link is clicked.
Link:Workflow	Displays a URL to the object view of the associated workflow. The class setting for the relevant user profile will determine whether the object view for the object class or object class stereotype will open when the link is clicked.
Link:WorkflowActivities	Displays a URL to the relevant My Workflow Activities functionalities (WF_UserWorkflowActivities, WF_UserWorkflowActivitiesExt, and WF_UserWorkflowActivitiesCommon) of the associated workflow step.
Link:WorkflowExplorer	Displays a URL to the Workflow Activities Explorer functionality (WFS_Explorer) of the email recipient.
Link:ObjectView	<p>Displays a URL to the object view of the relevant workflow or workflow step for which the notification is created. The target of the variable Link:ObjectView will open either the workflow or the workflow step object profile, depending on the context. The class setting for the relevant user profile will determine whether the object view for the object class or object class stereotype will open when the link is clicked.</p> <p>Please note that the variables Link:CurrentStep and Link:Workflow allow you to explicitly target the object view of either the workflow step or the workflow.</p>

Predefined Variable	Purpose
<code>Link:Workflow-BaseObject</code>	Displays a URL to open the object view of the base object of a workflow. The class setting for the relevant user profile will determine whether the object view for the object class or object class stereotype will open when the link is clicked.
<code>Link:Workflow-SourceObject</code>	Displays a URL to open the object view of the source object of a workflow. The class setting for the relevant user profile will determine whether the object view for the object class or object class stereotype will open when the link is clicked.
<code>Link:StepBaseObject</code>	Displays a URL to open the object view of the base object used in the current step of the workflow. The class setting for the relevant user profile will determine whether the object view for the object class or object class stereotype will open when the link is clicked.
<code>Query:<QueryName></code>	Enter the name of the query defined for the text template in the <code><QueryName></code> placeholder. The link will open the results of the referenced query that will be executed in the context of the email.
<code>Object:RefImage</code>	Displays the base object that the workflow is about. Please note that the data displayed for the variable <code>Object:RefImage</code> will depend on the class setting of the relevant object's class. The Image Properties attribute defined for the class setting of the relevant class specifies the data displayed for the <code>Object:RefImage</code> variable.
<code>Object:ClassName</code>	Displays the name of the object class of the object that the workflow is about.
<code>Object:ClassCaption</code>	Displays the caption of the object class of the object that the workflow is about.
<code>Object:StereotypeName</code>	Displays the name of the object class stereotype of the object that the workflow is about.
<code>Object:StereotypeCaption</code>	Displays the caption of the object class stereotype of the object that the workflow is about.
<code>Message:Text</code>	Displays the message text that has been entered by the user if a comment is required for a workflow step or for system messages. Please note that this variable is not meaningful for a workflow step action <code>On Enter Step</code> .

Predefined Variable	Purpose
LastMessage:Text	Displays the message text from the most previous workflow event that has been entered by a user. Please note that this variable is not meaningful for a workflow step action On Exit Step.

Object Variable <ObjectClass>:<ObjectClassProperty>	Purpose
{Workflow:<WorkflowClassProperty>}	References the workflow for which the notification is being triggered.
{WorkflowStep:<WorkflowStepClassProperty>}	References the workflow for which the notification is being triggered.
{Object:<ObjectClassProperty>}	References the object that the workflow is about.
{Person:<PersonClassProperty>}	References the user to whom notification about the workflow or workflow step is to be sent.
{Sender:<PersonClassProperty>}	References the user who is performing the action that is triggering the notification about the workflow or workflow step.

Text Templates for Discussions

The **DSC** and **DSC_ActivationStandard** folders contains text templates for email notifications associated with the *Managing and Contributing to the Discussion*. Email notifications may be sent when a discussion is initiated about an object or a contribution is made to the discussion by a member of a discussion group. For more information about the configuration of the discussion functionality, see the section *Defining Discussion Groups for Collaborative Discussions* in the reference manual *User and Solution Administration*.

In the **Presentations** tab, expand the **Text Templates** node. Expand the **DSC** node to display the following text templates  used in the discussion capability.



The text in the email template as well as the permissible object variables may be edited. Predefined variables may not be edited but they may be moved to different location in the text. Please note the following regarding the definition of predefined variables and object variables in text templates:

- **Predefined standard variables:** These are variables that are predefined by Software AG and serve the purpose of referencing the relevant data in the Alfabet database. The expression

`{Artifact:Image}`, for example, will display the properties defined in the **Image Properties** attribute of the relevant class settings of the object that the email is about. For example, if the image properties `Name`, `Version` are specified for the relevant class setting for the object class `Application`, the email would display the application's name and version number (for example, `TradeNet 6.0.3`) wherever `{Artifact:Image}` is located in the text. The expression in the curly brackets `{X}` cannot be changed. You can move the entire predefined variable via copy and paste or remove it from the text template completely

- **Object variables:** These are configurable variables that allow relevant information to be added to the text template. The syntax of these references is `<ObjectClass>:<ObjectClassProperty>`, whereby the set of object classes that can be specified in `<ObjectClass>` are predefined. For object variables, the `<ObjectClassProperty>` part of the expression can be defined to display the values of scalar properties available for the object that the email is about. The expression `{Artifact:<ObjectClassProperty>}`, for example, will display only the object class properties that you specify for the relevant object class. For example, if you specify `{Artifact:ID,Name,StartDate}`, the email would display the application's ID, name, and start date (for example, `APP-3243 Trade*Net 20/01/2013`) wherever `{Artifact:ID,Name,ObjectState}` is located in the text. For the object variable `{Person:<ObjectClassProperty>}`, for example, you could specify `{Person:FirstName}` `{Person:Name}` to include the user's first and last name or `{Person:Email}` to include the email address defined for the user. You can move the entire predefined variable via copy and paste or remove it from the text template completely

The following information is available:

- [Protected Text Template: DSC_ActivationStandard](#)
- [Protected Text Template: DSC_ContributionNotification](#)

Protected Text Template: DSC_ActivationStandard

The `DSC_ActivationStandard` text template is used when a discussion is initiated about an object in a specified object class. Please note that for the email notification to be sent, the **Send Activation Mail** attribute must be selected in the **Discussion Group** editor of the relevant discussion group. This is specified in the **Discussion Group** functionality available in Alfabet via an administrative user profile.



The expression in curly brackets `{X}` cannot be changed in predefined variables. You can move the entire predefined variable via copy and paste or remove it from the text template completely.

The following predefined variables and configurable object variables may be used in this text template:

Predefined Variable	Purpose
<code>{Artifact:Image}</code>	References the object that the discussion is about. Displays a concatenation of the image properties specified in the class setting relevant for the object. These are

Predefined Variable	Purpose
	defined via the Image Properties attribute in the class settings assigned to the user profile that the user will use to access Alfabet with.
{Group:Image}	References the discussion group managing the discussion. Displays a concatenation of the image properties specified in the class setting relevant for the discussion group. These are defined via the Image Properties attribute in the class settings assigned to the user profile that the user will use to access Alfabet with.
{Link:PersonDiscussions}	Displays a URL to the user's <i>Managing and Contributing to the Discussion</i> .

Object Variable <ObjectClass>:<ObjectClass-Property>	Purpose
{Artifact:<ObjectClassProperty>}	References the object that the discussion is about.
{Sender:<ObjectClassProperty>}	References the person that activated the discussion.
{DiscussionGroup:<ObjectClassProperty>}	References the discussion group managing the discussion.

Protected Text Template: DSC_ContributionNotification

The `DSC_ContributionNotification` text template is used to notify the members of a discussion group when a contribution is made to the discussion.

- The **Send Activation Mail** attribute must be selected in the **Discussion Group** editor of the relevant discussion group. This is specified in the **Discussion Group** functionality available in Alfabet via an administrative user profile.
- The **Notify Discussion Group Members** attribute must be selected by the contributor to the discussion in the **Discussion Contribution** editor of the relevant discussion group. This is carried out in the contributor's *Managing and Contributing to the Discussion*.



The expression in curly brackets {X} cannot be changed in predefined variables. You can move the entire predefined variable via copy and paste or remove it from the text template completely.

The following predefined variables and configurable object variables may be used in this text template:

Predefined Variable	Purpose
{Artifact:Image}	References the object that the discussion is about. Displays a concatenation of the image properties specified in the class setting relevant for the object. These are defined via the Image Properties attribute in the class settings assigned to the user profile that the user will use to access Alfabet with.
{Group:Image}	References the discussion group managing the discussion. Displays a concatenation of the image properties specified in the class setting relevant for the discussion group. These are defined via the Image Properties attribute in the class settings assigned to the user profile that the user will use to access Alfabet with.
{Link:PersonDiscussions}	Displays a URL to the user's <i>Managing and Contributing to the Discussion</i> .

Object Variable <ObjectClass>:<ObjectClassProperty>	Purpose
{Artifact:<ObjectClassProperty>}	References the object that the discussion is about.
{Sender:<ObjectClassProperty>}	References the person that contributed to the discussion.
{Contribution:<ObjectClassProperty>}	References the contribution to the discussion (object class <code>DiscussionItem</code>)
{DiscussionGroup:<ObjectClassProperty>}	References the discussion group managing the discussion.

Text Templates for Business Support Maps

The **ITMapFolder** contains a protected text template that is relevant when users create notes in the notepad capability when working with business support maps. For more information, see the section *Communicating about Business Supports via the Notepad Functionality* in the reference manual *IT Planning Basic*.



The text in the email template as well as the permissible object variables may be edited. Predefined variables may not be edited but they may be moved to different location in the text. Please note the following regarding the definition of predefined variables and object variables in text templates:

- Predefined standard variables: These are variables that are predefined by Software AG and serve the purpose of referencing the relevant data in the Alfabet database. The expression `{Artifact:Image}`, for example, will display the properties defined in the **Image Properties** attribute of the relevant class settings of the object that the email is about. For example, if the image properties `Name,Version` are specified for the relevant class setting for the object class `Application`, the email would display the application's name and version number (for example, `TradeNet 6.0.3`) wherever `{Artifact:Image}` is located in the text. The expression in the curly brackets `{X}` cannot be changed. You can move the entire predefined variable via copy and paste or remove it from the text template completely
- Object variables: These are configurable variables that allow relevant information to be added to the text template. The syntax of these references is `<ObjectClass>:<ObjectClassProperty>`, whereby the set of object classes that can be specified in `<ObjectClass>` are predefined. For object variables, the `<ObjectClassProperty>` part of the expression can be defined to display the values of scalar properties available for the object that the email is about. The expression `{Artifact:<ObjectClassProperty>}`, for example, will display only the object class properties that you specify for the relevant object class. For example, if you specify `{Artifact:ID,Name,StartDate}`, the email would display the application's ID, name, and start date (for example, `APP-3243 Trade*Net 20/01/2013`) wherever `{Artifact:ID,Name,ObjectState}` is located in the text. For the object variable `{Person:<ObjectClassProperty>}`, for example, you could specify `{Person:FirstName}` `{Person:Name}` to include the user's first and last name or `{Person:Email}` to include the email address defined for the user. You can move the entire predefined variable via copy and paste or remove it from the text template completely

In the **Presentations** tab, expand the **Text Templates** node. Expand the `ITMAP` node to display the following text template  used in the context of business support maps.

- [Protected Text Template: IMapNoteCreated](#)

Protected Text Template: IMapNoteCreated

The text template `ITMapNoteCreated` is used when a note associated with a business support map has been written in the notepad and the user has specified that the user responsible for the business support map should be informed about the note.



The expression in curly brackets `{X}` cannot be changed in predefined variables. You can move the entire predefined variable via copy and paste or remove it from the text template completely.

The following predefined variables and configurable object variables may be used in this text template:

Predefined Variable	Purpose
<code>{Note:Text}</code>	Displays the text of the note added to the business support's notepad.

Predefined Variable	Purpose
<code>(Object:ReferenceImage)</code>	Displays the base object associated with the business support that the notepad entry is about. This could be an IT strategy for a strategy map, an IT master plan for a master plan map, or a project for a solution map. Displays a concatenation of the image properties specified in the class setting relevant for the object. These are defined via the Image Properties attribute in the class settings assigned to the user profile that the user will use to access Alfabet with.
<code>(XObject:ReferenceImage)</code>	Displays the object on the X-dimension of the business support. This is typically the business process or domain that is associated with the business support that the notepad entry is about. Displays a concatenation of the image properties specified in the class setting relevant for the business process or domain. These are defined via the Image Properties attribute in the class settings assigned to the user profile that the user will use to access Alfabet with.
<code>(YObject:ReferenceImage)</code>	Displays the object on the Y-dimension of the business support. This is typically the organization or market product that is associated with the business support that the notepad entry is about. Displays a concatenation of the image properties specified in the class setting relevant for the organization or market product. These are defined via the Image Properties attribute in the class settings assigned to the user profile that the user will use to access Alfabet with.
<code>{Link:ObjectView}</code>	Displays a URL to the object view of the business support that the notepad entry is about. The class setting for the relevant user profile will determine whether the object view for the object class or object class stereotype will open when the link is clicked.

Object Variable <ObjectClass><ObjectClass-Property>	Purpose
<code>{Object:<ObjectClass-Property>}</code>	References the base object associated with the business support that the notepad entry is about. This could be an IT strategy for a strategy map, an IT master plan for a master plan map, or a project for a solution map.
<code>{Sender:<ObjectClassProperty>}</code>	References the person that created to the notepad entry.
<code>{Person:<ObjectClassProperty>}</code>	References the person that is receiving the email about the notepad entry.

Object Variable <ObjectClass>:<ObjectClassProperty>	Purpose
{Note:<ObjectClassProperty>}	References the note that the notepad entry was made for (object class ITMapNotepad).
{XObject:<ObjectClassProperty>}	References the object on the X-dimension of the business support. This is typically the business process or domain that is associated with the business support that the notepad entry is about.
{YObject:<ObjectClassProperty>}	References the object on the Y-dimension of the business support. This is typically the organization or market product that is associated with the business support that the notepad entry is about.

Text Templates for Consistency Monitors

The **M_CON** folder contains protected text templates that can be used as to send email notifications about the assignments triggered by the execution of consistency monitors. New text templates can also be created, as needed.


Custom text templates can also be defined for a consistency monitor. In this case, the text templates must be created via the **C_MON** node. The relevant text template must be assigned to the consistency monitor in the **Text Template** attribute in the **Consistency Monitor** editor. This definition is made in the **Consistency Monitor** functionality available via an administrative user profile. For more information about the configuration of consistency monitors, see *Defining Consistency Monitors* in the reference manual *User and Solution Administration*.



The text in the email template as well as the permissible object variables may be edited. Predefined variables may not be edited but they may be moved to different location in the text. Please note the following regarding the definition of predefined variables and object variables in text templates:

- Predefined standard variables:** These are variables that are predefined by Software AG and serve the purpose of referencing the relevant data in the Alfabet database. The expression `{Artifact:Image}`, for example, will display the properties defined in the **Image Properties** attribute of the relevant class settings of the object that the email is about. For example, if the image properties `Name, Version` are specified for the relevant class setting for the object class `Application`, the email would display the application's name and version number (for example, `TradeNet 6.0.3`) wherever `{Artifact:Image}` is located in the text. The expression in the curly brackets `{X}` cannot be changed. You can move the entire predefined variable via copy and paste or remove it from the text template completely
- Object variables:** These are configurable variables that allow relevant information to be added to the text template. The syntax of these references is `<ObjectClass>:<ObjectClassProperty>`, whereby the set of object classes that can be specified in `<ObjectClass>` are predefined. For object variables, the `<ObjectClassProperty>`

part of the expression can be defined to display the values of scalar properties available for the object that the email is about. The expression `{Artifact:<ObjectClassProperty>}`, for example, will display only the object class properties that you specify for the relevant object class. For example, if you specify `{Artifact:ID,Name,StartDate}`, the email would display the application's ID, name, and start date (for example, APP-3243 Trade*Net 20/01/2013) wherever `{Artifact:ID,Name,ObjectState}` is located in the text. For the object variable `{Person:<ObjectClassProperty>}`, for example, you could specify `{Person:FirstName}` `{Person:Name}` to include the user's first and last name or `{Person:Email}` to include the email address defined for the user. You can move the entire predefined variable via copy and paste or remove it from the text template completely

To access the text templates available for consistency monitors, expand the **Text Templates** node in the **Presentations** tab. Expand the **MON** node to display the following text template  available for the consistency monitor capability.

The following information is available:

- [Protected Text Template: ConsistencyMonitorDefault](#)
- [Protected Text Template: ConsistencyMonitorMail](#)

Protected Text Template: ConsistencyMonitorDefault

This text template is used when an inconsistent object has been found by a consistency monitor. If the assignment shall be generated via batch process, specify the protected text template `ConsistencyMonitorMail`.



The expression in curly brackets `{X}` cannot be changed in predefined variables. You can move the entire predefined variable via copy and paste or remove it from the text template completely.

The following predefined variables and configurable object variables may be used in this text template:

Predefined Variable	Purpose
<code>{Object:Image}</code>	Displays information about the object that the monitor is about. Displays a concatenation of the image properties specified in the class setting relevant for the object. These are defined via the Image Properties attribute in the class settings assigned to the user profile that the user will use to access Alfabet with.
<code>{Object:ObjectType}</code>	Displays the caption of the monitored object class.
<code>{Link:ReceivedAssignments}</code>	Displays a URL to the user's <i>Working With the Assignments Assigned to You</i> .

Predefined Variable	Purpose
{Link:HomeStart}	Displays a URL to the user's <i>Working With the Assignments Assigned to You</i> (for backward compatibility).
{Link:ObjectView}	Displays a URL to the object view of the monitored object.

Object Variable <ObjectClass>:<ObjectClassProperty>	Purpose
{Object:<ObjectClassProperty>}	References the object that the monitor is about.

Protected Text Template: ConsistencyMonitorMail

This text template is used when an assignment is generated via batch process for an inconsistent object found by a consistency monitor. If a batch process is configured, the email notification will be sent to the authorized user of an object when a specified consistency is detected. For more information about setting up a batch process, see the section *Batch Processing for Monitors and Change Management with AlfaBatchExecutor.exe* in the reference manual *System Administration*.



The expression in curly brackets {X} cannot be changed in predefined variables. You can move the entire predefined variable via copy and paste or remove it from the text template completely.

The following predefined variables and configurable object variables may be used in this text template:

Predefined Variable	Purpose
{Link:ReceivedAssignments}	Displays a URL to the user's <i>Working With the Assignments Assigned to You</i> .
{Link:HomeStart}	Displays a URL to the user's <i>Working With the Assignments Assigned to You</i> (for backward compatibility).
{Link:Assignments}	Displays a list of URL to the object views of the assignments created for the consistency monitor.

Object Variable <ObjectClass>:<ObjectClassProperty>	Purpose
{Person:<ObjectClassProperty>}	References the person receiving the email about the inconsistent object.

Text Templates for Notification Monitors

The **M_NOTE** folder contains a text template that can be used for email notifications that are triggered for notification monitors. Notification monitors are based on configured queries that determine when a monitor should be triggered for an object and to whom email notifications should be sent. For detailed information about the configuration of notification monitors and their text templates, see the section *Configuring Notification Monitors* in the reference manual *Configuring Alfabet with Alfabet Expand*.



The text in the email template as well as the permissible object variables may be edited. Predefined variables may not be edited but they may be moved to different location in the text. Please note the following regarding the definition of predefined variables and object variables in text templates:

- Predefined standard variables:** These are variables that are predefined by Software AG and serve the purpose of referencing the relevant data in the Alfabet database. The expression `{Artifact:Image}`, for example, will display the properties defined in the **Image Properties** attribute of the relevant class settings of the object that the email is about. For example, if the image properties `Name, Version` are specified for the relevant class setting for the object class `Application`, the email would display the application's name and version number (for example, `TradeNet 6.0.3`) wherever `{Artifact:Image}` is located in the text. The expression in the curly brackets `{X}` cannot be changed. You can move the entire predefined variable via copy and paste or remove it from the text template completely
- Object variables:** These are configurable variables that allow relevant information to be added to the text template. The syntax of these references is `<ObjectClass>:<ObjectClassProperty>`, whereby the set of object classes that can be specified in `<ObjectClass>` are predefined. For object variables, the `<ObjectClassProperty>` part of the expression can be defined to display the values of scalar properties available for the object that the email is about. The expression `{Artifact:<ObjectClassProperty>}`, for example, will display only the object class properties that you specify for the relevant object class. For example, if you specify `{Artifact:ID,Name,StartDate}`, the email would display the application's ID, name, and start date (for example, `APP-3243 Trade*Net 20/01/2013`) wherever `{Artifact:ID,Name,ObjectState}` is located in the text. For the object variable `{Person:<ObjectClassProperty>}`, for example, you could specify `{Person:FirstName}` `{Person:Name}` to include the user's first and last name or `{Person:Email}` to include the email address defined for the user. You can move the entire predefined variable via copy and paste or remove it from the text template completely

The following information is available:

- [Protected Text Template: NotificationMonitorDefault](#)

Protected Text Template: NotificationMonitorDefault

The `NotificationMonitorDefault` text template is the default template implemented in the **Notification Monitor** functionality. Notification monitors are based on configured queries that determine when a monitor should be triggered for an object and to whom email notifications should be sent.



The expression in curly brackets `{X}` cannot be changed in predefined variables. You can move the entire predefined variable via copy and paste or remove it from the text template completely.

The following predefined variables and configurable object variables may be used in this text template:

Predefined Variable	Purpose
<code>{Object:Image}</code>	Displays information about the object that the monitor is about. Displays a concatenation of the image properties specified in the class setting relevant for the object. These are defined via the Image Properties attribute in the class settings assigned to the user profile that the user will use to access Alfabet with.
<code>{Object:ObjectType}</code>	Displays the caption of the monitored object class.
<code>{Link:ObjectView}</code>	Displays a URL to the object view of the monitored object.

Object Variable <code><ObjectClass>:<ObjectClassProperty></code>	Purpose
<code>{Object:<ObjectClassProperty>}</code>	References the object that the monitor is about.
<code>{Person:<ObjectClassProperty>}</code>	References the person receiving the email about the inconsistent object.

Text Templates for Activity, Inactivity, and Date Monitors

The **MON** folder contains text templates for email notifications associated with the execution of activity, inactivity, and date monitors. A monitor is triggered whenever a defined property is either changed (activity monitor), not changed (inactivity monitor), or reaches a specified date. For more information about monitors, see the section *Keeping Track of Objects via Monitors* in the reference manual *User and Solution Administration*.



The text in the email template as well as the permissible object variables may be edited. Predefined variables may not be edited but they may be moved to different location in the text. Please note the following regarding the definition of predefined variables and object variables in text templates:

- **Predefined standard variables:** These are variables that are predefined by Software AG and serve the purpose of referencing the relevant data in the Alfabet database. The expression `{Artifact:Image}`, for example, will display the properties defined in the **Image Properties** attribute of the relevant class settings of the object that the email is about. For example, if the image properties `Name,Version` are specified for the relevant class setting for the object class `Application`, the email would display the application's name and version number (for example, `TradeNet 6.0.3`) wherever `{Artifact:Image}` is located in the text. The expression in the curly brackets `{X}` cannot be changed. You can move the entire predefined variable via copy and paste or remove it from the text template completely
- **Object variables:** These are configurable variables that allow relevant information to be added to the text template. The syntax of these references is `<ObjectClass>:<ObjectClassProperty>`, whereby the set of object classes that can be specified in `<ObjectClass>` are predefined. For object variables, the `<ObjectClassProperty>` part of the expression can be defined to display the values of scalar properties available for the object that the email is about. The expression `{Artifact:<ObjectClassProperty>}`, for example, will display only the object class properties that you specify for the relevant object class. For example, if you specify `{Artifact:ID,Name,StartDate}`, the email would display the application's ID, name, and start date (for example, `APP-3243 Trade*Net 20/01/2013`) wherever `{Artifact:ID,Name,ObjectState}` is located in the text. For the object variable `{Person:<ObjectClassProperty>}`, for example, you could specify `{Person:FirstName}` `{Person:Name}` to include the user's first and last name or `{Person:Email}` to include the email address defined for the user. You can move the entire predefined variable via copy and paste or remove it from the text template completely

To access the text templates available for activity, inactivity, and date monitors, expand the **Text Templates** node in the **Presentations** tab. Expand the `MON` node to display the following text templates



used in the monitor capability. The following information is available:

- [Protected Text Template: MonitorObjectChanged](#)
- [Protected Text Template: MonitorObjectCountdownReview](#)
- [Protected Text Template: MonitorObjectDateAlert](#)
- [Protected Text Template: MonitorObjectNotChanged](#)

Protected Text Template: MonitorObjectChanged

This text template is used for the email notifications that are sent when an object that is governed by an activity monitor has been changed.



The expression in curly brackets `{X}` cannot be changed in predefined variables. You can move the entire predefined variable via copy and paste or remove it from the text template completely.

The following predefined variables and configurable object variables may be used in this text template:

Predefined Variable	Purpose
{Object:ID}	Displays the ID of the object that the monitor is about..
{Object:Image}	Displays information about the object that the monitor is about. Displays a concatenation of the image properties specified in the class setting relevant for the object. These are defined via the Image Properties attribute in the class settings assigned to the user profile that the user will use to access Alfabet with.
{Object:ObjectType}	Displays the caption of the monitored object class.
{Link:ObjectView}	Displays a URL to the object view of the monitored object.
{Object:ChangedValues}	Displays a list of the values that have been changed for monitored object.

Object Variable <ObjectClass>:<ObjectClassProperty>	Purpose
{Object:<ObjectClassProperty>}	References the object that the monitor is about.
{Person:<ObjectClassProperty>}	References the person receiving the email about the inconsistent object.

Protected Text Template: MonitorObjectCountdownReview

This text template is used for the assignments that are automatically generated in the context of a system-wide date monitor when a monitor date for an object falls into the review period defined for the monitor. The caption of this text template is used to fill the **Description** property of the assignment that is generated by a system date monitor.

The text template that is used for the assignments generated in the context of the **System-Wide Date Monitor** functionality is the text template `AssignmentNew`. For more information, see the section *Defining System Date Monitors* in the reference manual *User and Solution Administration*.



The expression in curly brackets {X} cannot be changed in predefined variables. You can move the entire predefined variable via copy and paste or remove it from the text template completely.

The following predefined variables and configurable object variables may be used in this text template:

Predefined Variable	Purpose
<code>{Object:ID}</code>	Displays the ID of the object that the monitor is about..
<code>{Object:Image}</code>	Displays information about the object that the monitor is about. Displays a concatenation of the image properties specified in the class setting relevant for the object. These are defined via the Image Properties attribute in the class settings assigned to the user profile that the user will use to access Alfabet with.
<code>{Object:PropertyInfo}</code>	Displays a list of dates that are relevant for the monitored object.

Object Variable <ObjectClass>:<ObjectClassProperty>	Purpose
<code>{Person:<ObjectClassProperty>}</code>	References the person receiving the email about the inconsistent object.

Protected Text Template: MonitorObjectDateAlert

This text template is used when the monitor date (for example, start date or end date) for an object that is governed through a personal date monitor falls into the review period defined by the monitor. This message is typically a reminder to the owner of the monitor that the respective date property needs to be reviewed and updated and that the object's state or lifecycle status may need to be updated.

For more information about the implementation of activity, inactivity, and date monitors, see the section *Keeping Track of Objects via Monitors* in the reference manual *Getting Started with Alfabet*.



The expression in curly brackets `{X}` cannot be changed in predefined variables. You can move the entire predefined variable via copy and paste or remove it from the text template completely.

The following predefined variables and configurable object variables may be used in this text template:

Predefined Variable	Purpose
<code>{Object:ID}</code>	Displays the ID of the object that the monitor is about..

Predefined Variable	Purpose
<code>{Object:Image}</code>	Displays information about the object that the monitor is about. Displays a concatenation of the image properties specified in the class setting relevant for the object. These are defined via the Image Properties attribute in the class settings assigned to the user profile that the user will use to access Alfabet with.
<code>{Object:ObjectType}</code>	Displays the caption of the monitored object class.
<code>{Link:ObjectView}</code>	Displays a URL to the object view of the monitored object.
<code>{Object:PropertyInfo}</code>	Displays a list of dates that are relevant for the monitored object.

Object Variable <ObjectClass>:<ObjectClassProperty>	Purpose
<code>{Object:<ObjectClassProperty>}</code>	References the object that the monitor is about.
<code>{Person:<ObjectClassProperty>}</code>	References the person receiving the email about the inconsistent object.

Protected Text Template: MonitorObjectNotChanged

This text template is used for the email notifications that are sent when an object that is governed by an inactivity monitor has not been changed or marked reviewed during the inactivity monitor's review period

For more information about the implementation of activity, inactivity, and date monitors, see the section *Keeping Track of Objects via Monitors* in the reference manual *Getting Started with Alfabet*.



The expression in curly brackets `{X}` cannot be changed in predefined variables. You can move the entire predefined variable via copy and paste or remove it from the text template completely.

The following predefined variables and configurable object variables may be used in this text template:

Predefined Variable	Purpose
{Object:ID}	Displays the ID of the object that the monitor is about..
{Object:Image}	Displays information about the object that the monitor is about. Displays a concatenation of the image properties specified in the class setting relevant for the object. These are defined via the Image Properties attribute in the class settings assigned to the user profile that the user will use to access Alfabet with.
{Object:ObjectType}	Displays the caption of the monitored object class.
{Link:ObjectView}	Displays a URL to the object view of the monitored object.
{Object:InactivityPeriod}	Displays the number of inactive days for monitored object.

Object Variable <ObjectClass>:<ObjectClassProperty>	Purpose
{Object:<ObjectClassProperty>}	References the object that the monitor is about.
{Person:<ObjectClassProperty>}	References the person receiving the email about the inconsistent object.

Text Templates for the Feedback Bot

The **FEEDBACK_BOT** folder contains text templates used for email notifications sent in the context of the Feedback Bot capability. For more information about the configuration required for the Feedback Bot capability, see the section *Configuring the Feedback Bot* in the reference manual *Configuring Alfabet with Alfabet Expand*.

The following information is available:

- [Private Text Template: FeedbackBot_ContactForm](#)
- [Private Text Template: FeedbackBot_SpecificFeedback](#)

Private Text Template: FeedbackBot_ContactForm

The private text template `FeedbackBot_ContactForm` may be implemented in the Feedback Bot capability if the XML attribute `ShowContactOption` is set to `True` in the XML object ***AlfaFeedbackBotConfig***. A custom text template may be created based on the private text template `FeedbackBot_ContactForm` and modified as needed.



The expression in curly brackets `{X}` cannot be changed in predefined variables. You can move the entire predefined variable via copy and paste or remove it from the text template completely.

The following predefined variables and configurable object variables may be used in this text template:

Predefined Variable	Purpose
<code>{Feedback:UserName}</code>	Displays the user name of the user that provided the feedback.
<code>{Feedback:Type}</code>	Displays the type of feedback.
<code>{Feedback:PreferredContact}</code>	Displays whether the user providing the feedback prefers to be contacted via email or phone.
<code>{Feedback:Email}</code>	Displays the email address of the user that provided the feedback.
<code>{Feedback:Phone}</code>	Displays the phone number of the user that provided the feedback.
<code>{Feedback:Comments}</code>	Displays the comments made by the user that provided the feedback.

Object Variable <code><ObjectClass>:<ObjectClass-Property></code>	Purpose
<code>{Person:<ObjectClassProperty>}</code>	References the person receiving the email about the feedback.

Private Text Template: FeedbackBot_SpecificFeedback

The private text template `FeedbackBot_SpecificFeedback` may be implemented in the Feedback Bot capability if the XML attribute `ShowSpecificFeedbackOption` is set to `True` in the XML object ***AlfaFeedbackBotConfig***. A custom text template may be created based on the private text template `FeedbackBot_SpecificFeedback` and modified as needed.



The expression in curly brackets {X} cannot be changed in predefined variables. You can move the entire predefined variable via copy and paste or remove it from the text template completely.


The following predefined variables and configurable object variables may be used in this text template:

Predefined Variable	Purpose
{Feedback:UserName}	Displays the user name of the user that provided the feedback.
{Feedback:Type}	Displays the type of feedback.
{Feedback:Stars}	Displays the number of star-rating value provided by the feedback..
{Feedback:Comments}	Displays the comments made by the user that provided the feedback.
{Feedback:Bookmark}	Displays a bookmark (hyperlink) to the view that the user was on when he/she provided the feedback.
{Feedback:CurrentView}	Displays the technical name of the view that the user was on when he/she provided the feedback.
{Feedback:CurrentViewCaption}	Displays the caption of the view that the user was on when he/she provided the feedback.
{Feedback>LastFunctionUsedName}	Displays the technical name of the functionality that the user last used when he/she provided the feedback.
{Feedback>LastFunctionUsedCaption}	Displays the caption of the functionality that the user last used when he/she provided the feedback.
{Feedback:BaseObjectReference}	Displays the base object reference associated with the feedback.
{Feedback:BaseObjectImage}	Displays the base object image associated with the feedback.

Object Variable <ObjectClass>:<ObjectClass-Property>	Purpose
{Person:<ObjectClassProperty>}	References the person receiving the email about the feedback.

Text Templates for Organizational Changes

The **ORG** folder contains text templates used for the email notifications that are automatically generated in the context of an organizational change made in the *Organizational Changes Page View*.

The caption of these text templates are used to fill the **Description** property of the assignments that are generated as the result of the organizational change. The subject of the email notification is taken from the assignment. In the **Presentations** tab, expand the **Text Templates** node. Expand the **ORG** node to display the following text templates  used in the organizational changes capability.



Please note that you should not set the **Is HTML** attribute to `True` in the context of the text templates available for organizational changes.



The text in the email template as well as the permissible object variables may be edited. Predefined variables may not be edited but they may be moved to different location in the text. Please note the following regarding the definition of predefined variables and object variables in text templates:

- Predefined standard variables:** These are variables that are predefined by Software AG and serve the purpose of referencing the relevant data in the Alfabet database. The expression `{Artifact:Image}`, for example, will display the properties defined in the **Image Properties** attribute of the relevant class settings of the object that the email is about. For example, if the image properties `Name,Version` are specified for the relevant class setting for the object class `Application`, the email would display the application's name and version number (for example, `TradeNet 6.0.3`) wherever `{Artifact:Image}` is located in the text. The expression in the curly brackets `{X}` cannot be changed. You can move the entire predefined variable via copy and paste or remove it from the text template completely
- Object variables:** These are configurable variables that allow relevant information to be added to the text template. The syntax of these references is `<ObjectClass>:<ObjectClassProperty>`, whereby the set of object classes that can be specified in `<ObjectClass>` are predefined. For object variables, the `<ObjectClassProperty>` part of the expression can be defined to display the values of scalar properties available for the object that the email is about. The expression `{Artifact:<ObjectClassProperty>}`, for example, will display only the object class properties that you specify for the relevant object class. For example, if you specify `{Artifact:ID,Name,StartDate}`, the email would display the application's ID, name, and start date (for example, `APP-3243 Trade*Net 20/01/2013`) wherever `{Artifact:ID,Name,ObjectState}` is located in the text. For the object variable `{Person:<ObjectClassProperty>}`, for example, you could specify `{Person:FirstName}` `{Person:Name}` to include the user's first and last name or `{Person:Email}` to include the email address defined for the user. You can move the

entire predefined variable via copy and paste or remove it from the text template completely

The following information is available:

- [Protected Text Template: ASMT_ORG_Application](#)
- [Protected Text Template: ASMT_ORG_BusinessProcess](#)
- [Protected Text Template: ASMT_ORG_Demand](#)
- [Protected Text Template: ASMT_ORG_Goal](#)
- [Protected Text Template: ASMT_ORG_ICTObject](#)
- [Protected Text Template: ASMT_ORG_Map](#)
- [Protected Text Template: ASMT_ORG_MarketProduct](#)
- [Protected Text Template: ASMT_ORG_Organization](#)
- [Protected Text Template: ASMT_ORG_Project](#)
- [Protected Text Template: ASMT_ORG_Solution](#)
- [Protected Text Template: ASMT_ORG_Strategy](#)
- [Protected Text Template: ASMT_ORG_Strategic_TacticalBS](#)
- [Protected Text Template: ASMT_ORG_VirtualOrganization](#)
- [Protected Text Template: ASMT_ORG_Artifact](#)
- [Protected Text Template: ASMT_ORG_Change](#)

Protected Text Template: ASMT_ORG_Application

This text template can be implemented when action is required by the owner of an application or solution application that is associated with the changed organization by means of one or more business supports.



The expression in curly brackets {X} cannot be changed in predefined variables. You can move the entire predefined variable via copy and paste or remove it from the text template completely.

The following predefined variables and configurable object variables may be used in this text template:

Predefined Variable	Purpose
{SourceObject}	Displays the ID and name of the source object of the change.
{SourceObject}	Displays the ID and name of the successor object of the change.

Object Variable <ObjectClass>:<ObjectClassProperty>	Purpose
{OrganizationalChange:<ObjectClassProperty>}	References the organizational change object.

Protected Text Template: ASMT_ORG_BusinessProcess

This text template can be implemented when action is required by the owner of a business process that is associated with the changed organization.



The expression in curly brackets {X} cannot be changed in predefined variables. You can move the entire predefined variable via copy and paste or remove it from the text template completely.

The following predefined variables and configurable object variables may be used in this text template:

Predefined Variable	Purpose
{SourceObject}	Displays the ID and name of the source object of the change.
{SourceObject}	Displays the ID and name of the successor object of the change.

Object Variable <ObjectClass>:<ObjectClassProperty>	Purpose
{OrganizationalChange:<ObjectClassProperty>}	References the organizational change object.

Protected Text Template: ASMT_ORG_Demand

This text template can be implemented when action is required by the owner of a demand that is associated with the changed organization.



The expression in curly brackets {X} cannot be changed in predefined variables. You can move the entire predefined variable via copy and paste or remove it from the text template completely.

The following predefined variables and configurable object variables may be used in this text template:

Predefined Variable	Purpose
{SourceObject}	Displays the ID and name of the source object of the change.
{SourceObject}	Displays the ID and name of the successor object of the change.

Object Variable <ObjectClass>:<ObjectClassProperty>	Purpose
{OrganizationalChange:<ObjectClassProperty>}	References the organizational change object.

Protected Text Template: ASMT_ORG_Goal

This text template can be implemented when action is required by the responsible user of a goal that references a leading goal of an organization that has vanished.



The expression in curly brackets {X} cannot be changed in predefined variables. You can move the entire predefined variable via copy and paste or remove it from the text template completely.

The following predefined variables and configurable object variables may be used in this text template:

Predefined Variable	Purpose
{SourceObject}	Displays the ID and name of the source object of the change.
{SourceObject}	Displays the ID and name of the successor object of the change.

Object Variable <ObjectClass>:<ObjectClassProperty>	Purpose
{OrganizationalChange:<ObjectClassProperty>}	References the organizational change object.

Protected Text Template: ASMT_ORG_ICTObject

This text template can be implemented when action is required by the owner of an ICT object. The owner should review the association of the ICT object to its owning organization regarding the organizational change that has occurred.



The expression in curly brackets {X} cannot be changed in predefined variables. You can move the entire predefined variable via copy and paste or remove it from the text template completely.

The following predefined variables and configurable object variables may be used in this text template:

Predefined Variable	Purpose
{SourceObject}	Displays the ID and name of the source object of the change.
{SourceObject}	Displays the ID and name of the successor object of the change.

Object Variable <ObjectClass>:<ObjectClassProperty>	Purpose
{OrganizationalChange:<ObjectClassProperty>}	References the organizational change object.

Protected Text Template: ASMT_ORG_Map

This text template can be implemented when review is required of a master plan map, strategy map, or solution map that involves an organization that is subject to an organizational change.



The expression in curly brackets {X} cannot be changed in predefined variables. You can move the entire predefined variable via copy and paste or remove it from the text template completely.

The following predefined variables and configurable object variables may be used in this text template:

Predefined Variable	Purpose
{SourceObject}	Displays the ID and name of the source object of the change.
{SourceObject}	Displays the ID and name of the successor object of the change.

Object Variable <ObjectClass>:<ObjectClassProperty>	Purpose
{OrganizationalChange:<ObjectClassProperty>}	References the organizational change object.

Protected Text Template: ASMT_ORG_MarketProduct

This text template can be implemented when action is required by the owner of a market product that is associated with a changed organization.



The expression in curly brackets {X} cannot be changed in predefined variables. You can move the entire predefined variable via copy and paste or remove it from the text template completely.

The following predefined variables and configurable object variables may be used in this text template:

Predefined Variable	Purpose
{SourceObject}	Displays the ID and name of the source object of the change.
{SourceObject}	Displays the ID and name of the successor object of the change.

Object Variable <ObjectClass>:<ObjectClassProperty>	Purpose
{OrganizationalChange:<ObjectClassProperty>}	References the organizational change object.

Protected Text Template: ASMT_ORG_Organization

This text template can be implemented when action is required by the owners of other organizations that are potentially impacted by an organizational change (such as parent or child organizations).



The expression in curly brackets {X} cannot be changed in predefined variables. You can move the entire predefined variable via copy and paste or remove it from the text template completely.

The following predefined variables and configurable object variables may be used in this text template:

Predefined Variable	Purpose
{SourceObject}	Displays the ID and name of the source object of the change.
{SourceObject}	Displays the ID and name of the successor object of the change.

Object Variable <ObjectClass>:<ObjectClassProperty>	Purpose
{OrganizationalChange:<ObjectClassProperty>}	References the organizational change object.

Protected Text Template: ASMT_ORG_Project

This text template can be implemented when action is required by the owner of a project that is associated with the changing organization.



The expression in curly brackets {X} cannot be changed in predefined variables. You can move the entire predefined variable via copy and paste or remove it from the text template completely.

The following predefined variables and configurable object variables may be used in this text template:

Predefined Variable	Purpose
{SourceObject}	Displays the ID and name of the source object of the change.
{SourceObject}	Displays the ID and name of the successor object of the change.

Object Variable <ObjectClass>:<ObjectClassProperty>	Purpose
{OrganizationalChange:<ObjectClassProperty>}	References the organizational change object.

Protected Text Template: ASMT_ORG_Solution

This text template can be implemented when action is required by the owner of a project solution that is associated with the changing organization by means of the supported goals defined for the project solution.



The expression in curly brackets {X} cannot be changed in predefined variables. You can move the entire predefined variable via copy and paste or remove it from the text template completely.

The following predefined variables and configurable object variables may be used in this text template:

Predefined Variable	Purpose
{SourceObject}	Displays the ID and name of the source object of the change.
{SourceObject}	Displays the ID and name of the successor object of the change.

Object Variable <ObjectClass>:<ObjectClassProperty>	Purpose
{OrganizationalChange:<ObjectClassProperty>}	References the organizational change object.

Protected Text Template: ASMT_ORG_Strategy

This text template can be implemented when action is required by the owner of an IT strategy that is associated with the changing organization.



The expression in curly brackets {X} cannot be changed in predefined variables. You can move the entire predefined variable via copy and paste or remove it from the text template completely.

The following predefined variables and configurable object variables may be used in this text template:

Predefined Variable	Purpose
{SourceObject}	Displays the ID and name of the source object of the change.
{SourceObject}	Displays the ID and name of the successor object of the change.

Object Variable <ObjectClass>:<ObjectClassProperty>	Purpose
{OrganizationalChange:<ObjectClassProperty>}	References the organizational change object.

Protected Text Template: ASMT_ORG_Strategic_TacticalBS

This text template can be implemented when action is required by the owner of a strategic business support or tactical business support that is associated with the changing organization.



The expression in curly brackets {X} cannot be changed in predefined variables. You can move the entire predefined variable via copy and paste or remove it from the text template completely.

The following predefined variables and configurable object variables may be used in this text template:

Predefined Variable	Purpose
{SourceObject}	Displays the ID and name of the source object of the change.
{SourceObject}	Displays the ID and name of the successor object of the change.

Object Variable <ObjectClass>:<ObjectClassProperty>	Purpose
{OrganizationalChange:<ObjectClassProperty>}	References the organizational change object.

Protected Text Template: ASMT_ORG_VirtualOrganization

This text template can be implemented when review is required of a virtual organization that is associated with an organizational change processed by Alfabet.



The expression in curly brackets {X} cannot be changed in predefined variables. You can move the entire predefined variable via copy and paste or remove it from the text template completely.

The following predefined variables and configurable object variables may be used in this text template:

Predefined Variable	Purpose
{SourceObject}	Displays the ID and name of the source object of the change.
{SourceObject}	Displays the ID and name of the successor object of the change.

Object Variable <ObjectClass>:<ObjectClassProperty>	Purpose
{OrganizationalChange:<ObjectClassProperty>}	References the organizational change object.

Protected Text Template: ASMT_ORG_Artifact

This text template can be implemented when review and update is required by the owner of any object that is associated with the changed organization (for example, through an organizational role). This text template is used when the affected object is not already addressed by another text template.



The expression in curly brackets {X} cannot be changed in predefined variables. You can move the entire predefined variable via copy and paste or remove it from the text template completely.

The following predefined variables and configurable object variables may be used in this text template:

Predefined Variable	Purpose
{SourceObject}	Displays the ID and name of the source object of the change.
{SourceObject}	Displays the ID and name of the successor object of the change.

Object Variable <ObjectClass>:<ObjectClassProperty>	Purpose
{OrganizationalChange:<ObjectClassProperty>}	References the organizational change object.

Protected Text Template: ASMT_ORG_Change

This text template can be implemented when structural changes are made to an organization such as the creation of a new subordinate organization, the deletion of an organization, or the parent organization is changed.



The expression in curly brackets {X} cannot be changed in predefined variables. You can move the entire predefined variable via copy and paste or remove it from the text template completely.

The following predefined variables and configurable object variables may be used in this text template:

Predefined Variable	Purpose
{SourceObject}	Displays the ID and name of the source object of the change.
{SourceObject}	Displays the ID and name of the successor object of the change.

Object Variable <ObjectClass>:<ObjectClassProperty>	Purpose
{OrganizationalChange:<ObjectClassProperty>}	References the organizational change object.

Text Templates for Business Process Changes

The **PROC** folder contains text templates used for the email notifications that are automatically generated in the context of a business process change in the *Business Process Changes Page View*. The caption of these text templates are used to fill the **Description** property of the assignments that are generated as the result of the business process change. The subject of the email notification is taken from the assignment.



Please note that you should not set the **Is HTML** attribute to `True` in the context of the text templates available for business process changes.




The text in the email template as well as the permissible object variables may be edited. Predefined variables may not be edited but they may be moved to different location in the text. Please note the following regarding the definition of predefined variables and object variables in text templates:

- Predefined standard variables: These are variables that are predefined by Software AG and serve the purpose of referencing the relevant data in the Alfabet database. The expression `{Artifact:Image}`, for example, will display the properties defined in the **Image Properties** attribute of the relevant class settings of the object that the email is about. For example, if the image properties `Name`, `Version` are specified for the relevant class setting for the object class `Application`, the email would display the application's name

and version number (for example, TradeNet 6.0.3) wherever {Artifact:Image} is located in the text. The expression in the curly brackets {X} cannot be changed. You can move the entire predefined variable via copy and paste or remove it from the text template completely

- **Object variables:** These are configurable variables that allow relevant information to be added to the text template. The syntax of these references is {<ObjectClass>:<ObjectClassProperty>}, whereby the set of object classes that can be specified in <ObjectClass> are predefined. For object variables, the <ObjectClassProperty> part of the expression can be defined to display the values of scalar properties available for the object that the email is about. The expression {Artifact:<ObjectClassProperty>}, for example, will display only the object class properties that you specify for the relevant object class. For example, if you specify {Artifact:ID,Name,StartDate}, the email would display the application's ID, name, and start date (for example, APP-3243 Trade*Net 20/01/2013) wherever {Artifact:ID,Name,ObjectState} is located in the text. For the object variable {Person:<ObjectClassProperty>}, for example, you could specify {Person:FirstName} {Person:Name} to include the user's first and last name or {Person:Email} to include the email address defined for the user. You can move the entire predefined variable via copy and paste or remove it from the text template completely

In the **Presentations** tab, expand the **Text Templates** node. Expand the PROC node to display the following text templates  used in the business process changes capability. The following information is available:

- [Protected Text Template: ASMT_PROC_Application](#)
- [Protected Text Template: ASMT_PROC_BusinessProcess](#)
- [Protected Text Template: ASMT_PROC_Component](#)
- [Protected Text Template: ASMT_PROC_Demand](#)
- [Protected Text Template: ASMT_PROC_Map](#)
- [Protected Text Template: ASMT_PROC_Organization](#)
- [Protected Text Template: ASMT_PROC_Project](#)
- [Protected Text Template: ASMT_PROC_Strategic_TacticalBS](#)
- [Protected Text Template: ASMT_PROC_Artifact](#)
- [Protected Text Template: ASMT_PROC_Change](#)
- [Protected Text Template: TextTemp_ObjectChangeDefaultResponsible](#)

Protected Text Template: ASMT_PROC_Application

This text template can be implemented when action is required by the owner of an application or solution application that supports a business process involved in a business process change. The application owner should review the respective relationships. The relationships could be established directly or through a business support between the application, the business process, and one of the organizations.



The expression in curly brackets {X} cannot be changed in predefined variables. You can move the entire predefined variable via copy and paste or remove it from the text template completely.

The following predefined variables and configurable object variables may be used in this text template:

Predefined Variable	Purpose
{SourceObject}	Displays the ID and name of the source object of the change.
{SourceObject}	Displays the ID and name of the successor object of the change.

Object Variable <ObjectClass>:<ObjectClassProperty>	Purpose
{OrganizationalChange:<ObjectClassProperty>}	References the organizational change object.

Protected Text Template: ASMT_PROC_BusinessProcess

This text template can be implemented when action is required by the owners of other business processes that are related to the changed business process (for example, through parent or child relationships).



The expression in curly brackets {X} cannot be changed in predefined variables. You can move the entire predefined variable via copy and paste or remove it from the text template completely.

The following predefined variables and configurable object variables may be used in this text template:

Predefined Variable	Purpose
{SourceObject}	Displays the ID and name of the source object of the change.
{SourceObject}	Displays the ID and name of the successor object of the change.

Object Variable <ObjectClass>:<ObjectClassProperty>	Purpose
<code>BusinessProcessChange:<ObjectClassProperty></code>	References the business process change object.

Protected Text Template: ASMT_PROC_Component

This text template can be implemented when action is required by the owner of a component that supports a business process involved in a business process change. The owner should review the respective relationships.



The expression in curly brackets {X} cannot be changed in predefined variables. You can move the entire predefined variable via copy and paste or remove it from the text template completely.

The following predefined variables and configurable object variables may be used in this text template:

Predefined Variable	Purpose
<code>{SourceObject}</code>	Displays the ID and name of the source object of the change.
<code>{SourceObject}</code>	Displays the ID and name of the successor object of the change.

Object Variable <ObjectClass>:<ObjectClassProperty>	Purpose
<code>BusinessProcessChange:<ObjectClassProperty></code>	References the business process change object.

Protected Text Template: ASMT_PROC_Demand

This text template can be implemented when action is required by the owner of a demand that is associated with the changing business process through the affected architecture assigned to this demand.



The expression in curly brackets {X} cannot be changed in predefined variables. You can move the entire predefined variable via copy and paste or remove it from the text template completely.

The following predefined variables and configurable object variables may be used in this text template:

Predefined Variable	Purpose
{SourceObject}	Displays the ID and name of the source object of the change.
{SourceObject}	Displays the ID and name of the successor object of the change.

Object Variable <ObjectClass>:<ObjectClassProperty>	Purpose
BusinessProcessChange:<ObjectClassProperty>	References the business process change object.

Protected Text Template: ASMT_PROC_Map

This text template can be implemented when review is required of a master plan map, strategic map, or solution map that involves a business process that is subject to a business process change.



The expression in curly brackets {X} cannot be changed in predefined variables. You can move the entire predefined variable via copy and paste or remove it from the text template completely.

The following predefined variables and configurable object variables may be used in this text template:

Predefined Variable	Purpose
{SourceObject}	Displays the ID and name of the source object of the change.
{SourceObject}	Displays the ID and name of the successor object of the change.

Object Variable <ObjectClass>:<ObjectClassProperty>	Purpose
BusinessProcessChange:<ObjectClassProperty>	References the business process change object.

Protected Text Template: ASMT_PROC_Organization

This text template can be implemented when review is required by the organization owning the business process change.



The expression in curly brackets {X} cannot be changed in predefined variables. You can move the entire predefined variable via copy and paste or remove it from the text template completely.

The following predefined variables and configurable object variables may be used in this text template:

Predefined Variable	Purpose
{SourceObject}	Displays the ID and name of the source object of the change.
{SourceObject}	Displays the ID and name of the successor object of the change.

Object Variable <ObjectClass>:<ObjectClassProperty>	Purpose
BusinessProcessChange:<ObjectClassProperty>	References the business process change object.

Protected Text Template: ASMT_PROC_Project

This text template can be implemented when action is required by the owner of a project that is associated with the changing business process.



The expression in curly brackets {X} cannot be changed in predefined variables. You can move the entire predefined variable via copy and paste or remove it from the text template completely.

The following predefined variables and configurable object variables may be used in this text template:

Predefined Variable	Purpose
{SourceObject}	Displays the ID and name of the source object of the change.
{SourceObject}	Displays the ID and name of the successor object of the change.

Object Variable <ObjectClass>:<ObjectClassProperty>	Purpose
<code>BusinessProcessChange:<ObjectClassProperty></code>	References the business process change object.

Protected Text Template: ASMT_PROC_Strategic_TacticalBS

This text template can be implemented when review is required of a tactical business support or strategic business support that is associated with the changing business process.



The expression in curly brackets {X} cannot be changed in predefined variables. You can move the entire predefined variable via copy and paste or remove it from the text template completely.

The following predefined variables and configurable object variables may be used in this text template:

Predefined Variable	Purpose
<code>{SourceObject}</code>	Displays the ID and name of the source object of the change.
<code>{SourceObject}</code>	Displays the ID and name of the successor object of the change.

Object Variable <ObjectClass>:<ObjectClassProperty>	Purpose
<code>BusinessProcessChange:<ObjectClassProperty></code>	References the business process change object.

Protected Text Template: ASMT_PROC_Artifact

This text template can be implemented when review and update is required by the owner of any object that is associated with the changed business process (for example, through a role). This text template is used when the affected object is not already addressed by another text template.



The expression in curly brackets {X} cannot be changed in predefined variables. You can move the entire predefined variable via copy and paste or remove it from the text template completely.

The following predefined variables and configurable object variables may be used in this text template:

Predefined Variable	Purpose
{SourceObject}	Displays the ID and name of the source object of the change.
{SourceObject}	Displays the ID and name of the successor object of the change.

Object Variable <ObjectClass>:<ObjectClassProperty>	Purpose
BusinessProcessChange:<ObjectClassProperty>	References the business process change object.

Protected Text Template: ASMT_PROC_Change

This text template can be implemented when structural changes are made to a business process such as the creation of a new subordinate business process, the deletion of a business process, or the parent business process is changed.



The expression in curly brackets {X} cannot be changed in predefined variables. You can move the entire predefined variable via copy and paste or remove it from the text template completely.

The following predefined variables and configurable object variables may be used in this text template:

Predefined Variable	Purpose
{SourceObject}	Displays the ID and name of the source object of the change.
{SourceObject}	Displays the ID and name of the successor object of the change.

Object Variable <ObjectClass>:<ObjectClassProperty>	Purpose
BusinessProcessChange:<ObjectClassProperty>	References the business process change object.

Protected Text Template: TextTemp_ObjectChangeDefaultResponsible

This text template is used in the context of organizational or business process changes if an object that is impacted by the change has no authorized user defined. The user defined in the `DefaultResponsible` attribute of the relevant XML objects ***BusinessProcessChanges*** or ***OrganizationalChanges*** will be sent the email notification.



The expression in curly brackets {X} cannot be changed in predefined variables. You can move the entire predefined variable via copy and paste or remove it from the text template completely.

Object variables cannot be configured for this text template:

Chapter 12: Overview of GUI Scheme Attributes

The following information provides examples of the various attributes that can be defined for an **AlfaGuiScheme** object. The information is structured according to the sections of the attribute grid available for the **AlfaGuiScheme** object. For more information about configuring a GUI scheme for the enterprise, see the section *Configuring GUI Scheme Definitions for the Alfabet Interface* in the reference manual *Configuring Alfabet with Alfabet Expand*.

The following information is available:

- [Attributes Displayed in the Grid Section: Application](#)
- [Attributes Displayed in the Grid Section: Application Header](#)
- [Attributes Displayed in the Grid Section: AlfaBot and Automated Assistant Positions](#)
- [Attributes Displayed in the Grid Section: Caption Styling](#)
- [Attributes Displayed in the Grid Section: Cockpits](#)
- [Attributes Displayed in the Grid Section: Dataset Header Design](#)
- [Attributes Displayed in the Grid Section: Data Rows Highlighting](#)
- [Attributes Displayed in the Grid Section: Explorer Tree](#)
- [Attributes Displayed in the Grid Section: Floating Presentation Toolbar](#)
- [Attributes Displayed in the Grid Section: Global Control Skins](#)
- [Attributes Displayed in the Grid Section: Light-Weight Text Pop-Ups](#)
- [Attributes Displayed in the Grid Section: Login Form](#)
- [Attributes Displayed in the Grid Section: Logos](#)
- [Attributes Displayed in the Grid Section: Message Boxes](#)
- [Attributes Displayed in the Grid Section: Popup Window](#)
- [Attributes Displayed in the Grid Section: Presentation Gantt](#)
- [Attributes Displayed in the Grid Section: Presentation Matrix](#)
- [Attributes Displayed in the Grid Section: Secondary Window Skins](#)
- [Attributes Displayed in the Grid Section: Slide-In Toolbar](#)
- [Attributes Displayed in the Grid Section: Toolbars](#)
- [Attributes Displayed in the Grid Section: View Tabs](#)
- [Attributes Displayed in the Grid Section: Windows Caption Styling](#)

Attributes Displayed in the Grid Section: Application

Alfabot Options Styles

This section allows the font color and font style to be configured for the AlfaBot. Expand the attribute section and define the attributes as explained below:

- **Intent Style:** Specify the font color and font style of the link list of possible activities that can be performed via the AlfaBot.
- **Options Style:** Specify the font color and font style of options that users can select as a response in the AlfaBot.

Application Font, Application Font Fallback 1, and Application Font Fallback 2

The **Application Font** attribute specifies the font to be used throughout the user interface including business graphics. The `Roboto` font is not a standard font available via the web browser, and therefore must be uploaded from the Alfabet Web Application at runtime. The upload of runtime fonts is not permitted per default in the configuration of the Alfabet Web Application. Therefore, if the `Roboto` font should be used for the user interface, the use of runtime fonts must be explicitly enabled via the server alias. If the `Roboto` font is not explicitly enabled via the server alias, the fonts defined for the **Application Font Fallback 1** and **Application Font Fallback 2** attributes of the GUI scheme will be used in the Alfabet user interface. For more information about enabling the `Roboto` font via the server alias, see the section *Activating Roboto as the Standard Font for the Alfabet Interface* in the reference manual *System Administration*.

Editor Rendering Options

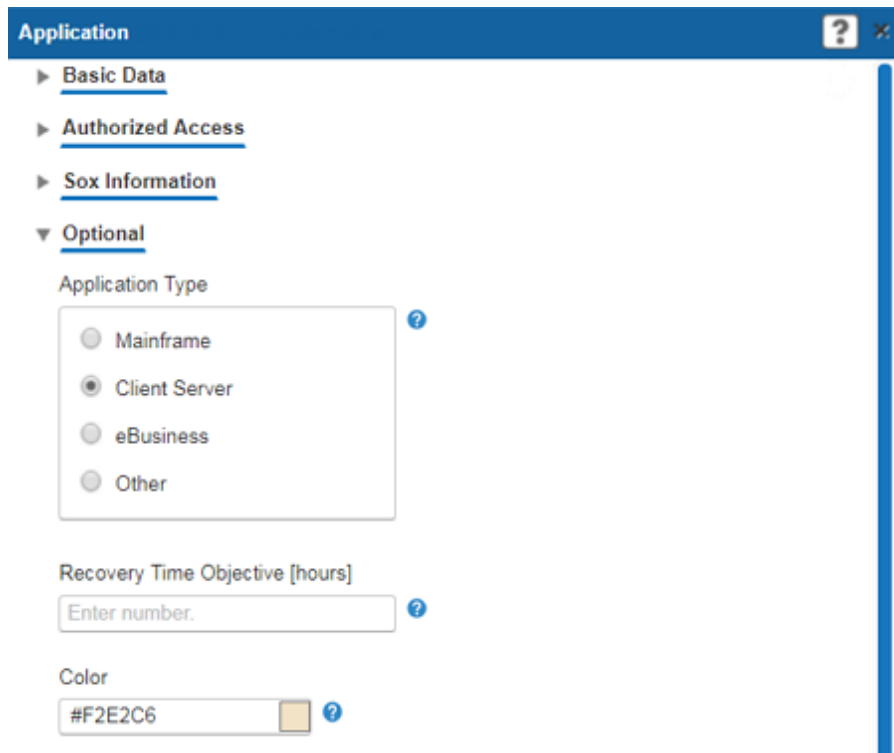
This section allows the rendering style of the interface controls in the editors to be specified. Expand the attribute section and define the attributes as explained below:

- **Rendering Style :** Select `Traditional` to display standard and custom editors as they have been explicitly designed:

The screenshot shows a configuration window titled "Application" with a blue header and a close button. Below the header are several tabs: "Basic Data", "Authorized Access", "Sox Information", "Optional", and "Recovery". The "Basic Data" tab is active. The form contains the following fields:

- ID:** APP-2525
- Name*:** Groupware Services
- Short Name:** Type text
- Version*:** 2.2
- Object State:** Active
- Release Status:** Approved
- Start Date*:** 12/02/2016
- End Date*:** 17/02/2021
- ICT Object:** Groupware Services
- Domain:** Type to search Domain by name.

Select `Stack` to display standard and custom editors as a one- or two-columnar linear list. The tabbed pages will be implemented as section headers that can be expanded or collapsed to display or hide the editor fields. The width of editors displayed in the streamlined stack layout will be automatically adjusted based on the width of the content in the editor.



If you select **Stack**, the additional attributes listed below will be shown immediately. Define these attributes as needed.

- **Collapsible Group Box Caption Font Color:** If the **Preserve Layout in Group Boxes** attribute is set to `False`, specify the font color of the group boxes when collapsed.
- **Collapsible Group Box Frame Font Color:** If the **Preserve Layout in Group Boxes** attribute is set to `False`, specify the frame color of the group boxes when collapsed.
- **Interface Control Hint Icon:** Displays the icon displayed to show the help texts defined for the **Hint** attribute of interface controls. It is recommended that this attribute is not changed.
- **Preserve Layout in Group Boxes :** Select `True` if the position of interface controls in a Group Box interface control should follow a traditional rendering style and not be changed to have a stack rendering style. Select `False` if the interface controls in a Group Box interface control should have a stack rendering style. Group boxes will be collapsed and can be expanded as needed by the user.
- **Show Hint In-Line :** Set to `True` to display the help texts defined for the **Hint** attribute of interface controls in the editor.

Application [?] [x]

▼ **Basic Data**

ID
APP-2525

Alfabet assigns a unique identification number to each object. This number cannot be edited.

Name*
Groupware Services

Enter a name for the application. The application's name and version number should be unique.

Short Name
Type text

Enter the application's short name.

- **Stack Layout Type** : Select `OneColumn` if the captions and interface controls shall be displayed as a single left-aligned column in the editor:

Application [?] [x]

▼ **Basic Data**

ID
APP-2525

Name*
Groupware Services

Short Name
Type text

Version*
2.2

Object State
Active

Release Status
Approved

Select `TwoColumns` if the captions and interface controls shall be displayed as two left-aligned columns in the editor:

Application ? ✕

▼ **Basic Data**

ID ?

Name* ? ?

Short Name ?

Version* ?

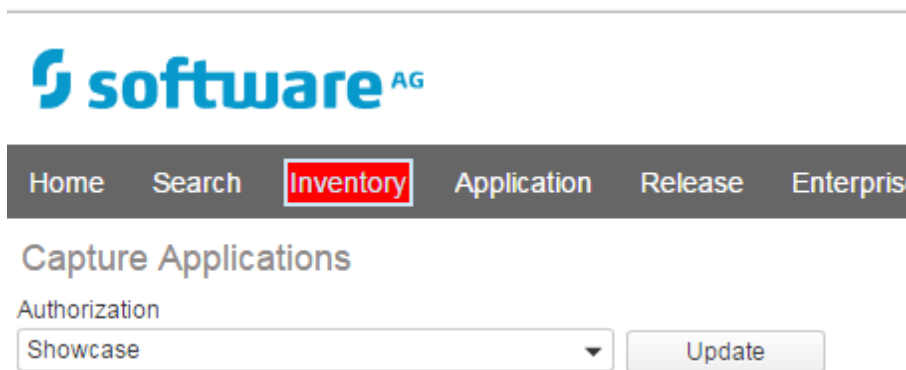
Object State ?

Release Status ?


Start Date* ?




End Date* ?

Focus Background Color



Focus Foreground Color



Focus Outline Color**Focus Outline Line Style****Focus Outline Line Width**

Link Foreground Color

Object Profile: Application [1. Architecture Overview](#) [2. Business Architecture](#) [3. Technical Archi](#)
[5. Cost and Contract](#) [6. Change Request Overview](#) [7. Data Quality](#) [8. Application User Satisfac](#)

Action ▾
 Workflow ▾
 Edit
 Change State
 Mark as Reviewed

BASE ATTRIBUTES						
ID	NAME	VERSION	SHORT NAME	OBJECT STATE	STATUS	START DATE
APP-2796	ARBI	1.2.1	undefined	Active	Approved	07/09/2009
END DATE						
02/04/2018						
ADDITIONAL INFORMATION						
AUTHORIZED USER	IS VARIANT	VARIANT OF	DOMAIN	PREDECESSOR		
Alfons Alfabet	undefined	undefined	A.1.2.1 Investor Relations	undefined		
SUCCESSOR	ICT OBJECT					
undefined	ARBI					

The domain that is defined as the applicator

Navigation Menu Background Color

software AG

[Dashboards](#)
[Teamwork](#)
[Analysis](#)
[My Objects](#)
[Data Quality](#)
[Object Cockp](#)

Capture Applications

Navigation Menu Boundary Line Color and Navigation Menu Boundary Line Width

software AG

[Dashboards](#)
[Teamwork](#)
[Analysis](#)
[My Objects](#)
[Data Quality](#)

Business Relationship Management

IT Planning

Enterprise Architecture Management

Hello Alfons Al
You have logg

[Open Assignm](#)
[Open Workflo](#)
[Open Collabo](#)


Navigation Menu Foreground Color




Navigation Menu Mouse Over Foreground Color



Navigation Menu Top Item Background Color Drop-Down Shown



Navigation Menu Top Item Foreground Color Drop-Down Shown



Placeholders Text Color

Placeholders represent the cursory information displayed in the editor field about how to define the data. Texts can be specified via the **Placeholder** attribute of the relevant interface control in the context of the custom editor.

Application APP-3829:

Step 1 of 7: Basic Data
Define the name, version, and the start/end date of the application.

Basic Data | Authorized Access | Page1

ID	Name*	
APP-3829	Type text	
Short Name	Version*	Object State
Type text	Type text	Active
Release Status	Start Date*	End Date*
Draft	Enter date.	Enter date.

Prevent In-Line Editing in Object Views

Select `True` if in-line editing shall be disabled in object views for the user profile. Select `False` if in-line editing shall be allowed in object views for the user profile. Please note that these settings may be overwritten on the level of the class setting. If no value is selected, in-line editing shall be allowed per default (= `False`). Please note that the definition of the **Prevent In-Line Editing in Object Views** attribute for an object view or class setting will override the setting of the **Prevent In-Line Editing in Object Views** attribute for the associated GUI scheme.

Primary Application Font Color

This attribute colors texts used for texts in datasets, object profiles/object cockpits, editors, section headers, etc.:

User Admin | Solution Admin | Config | Search | Publication | Admin Desktops | Data

Project Wizard (Wizard:PRJ_Project_Wizard)

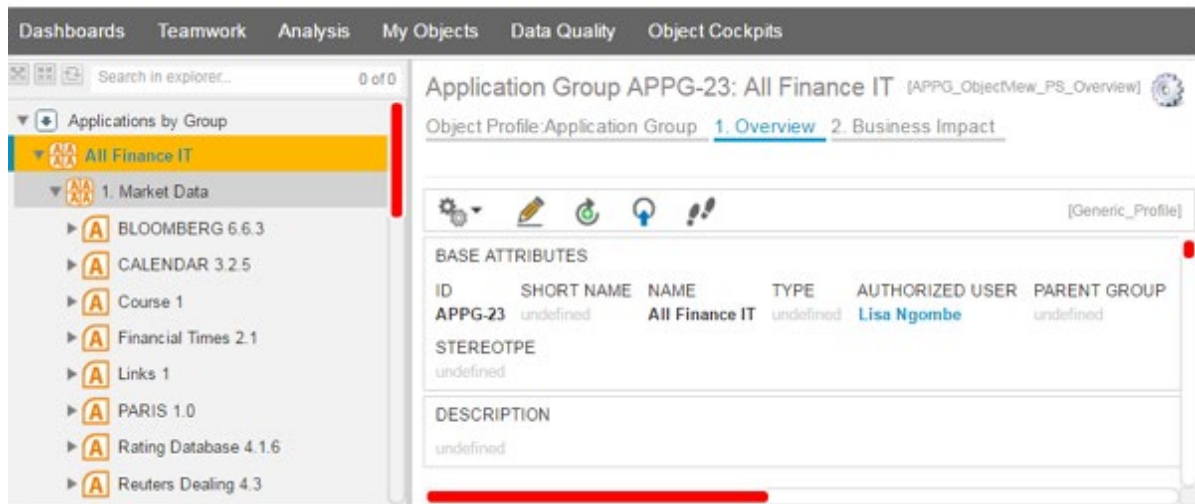
Project: PRJ-18 Implement Unified Trade Solution

Step 1 of 13: Basic Data / Basic Data
Define basic information about the project.

ID	Name*
PRJ-18	Implement Unified Trade Solution
Status	
InExecution	
Planned Start Date*	Planned End Date*
01/07/2016	29/12/2019
Primary Architecture Element	
Unified Trading Solution ICT Object	
Description	
The aim of this project is to replace all the outdated 'TradeNet' stuff with a new designed and integrated Unified Trading Solution. This project will be expensive and it will bind many resources but at the end it will provide us with a scalable and flexible trading platform. This solution has been already awarded with the 'most ambitious project' prize.	
Bucket	
Trading	
Project Number	
<input type="checkbox"/> Cash Out Budget Complete	
ENU	

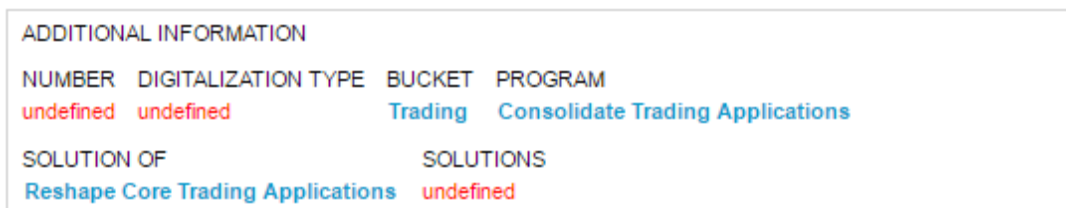
Scrollbar Thumb Color

Please note that this definition cannot be implemented if Alfabet is rendered in Mozilla® Firefox®.

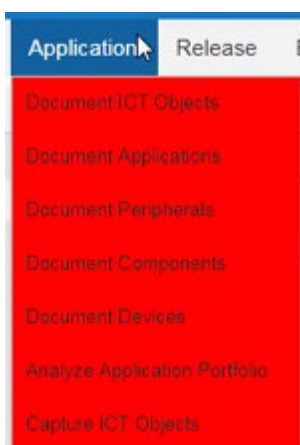


Secondary Application Font Color

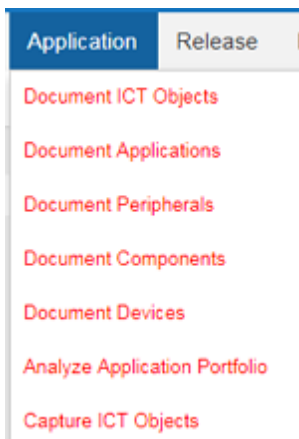
This attribute colors texts used for page view descriptions, comments, undefined values, and no data provided texts.



Sub-Menu Item Background Color

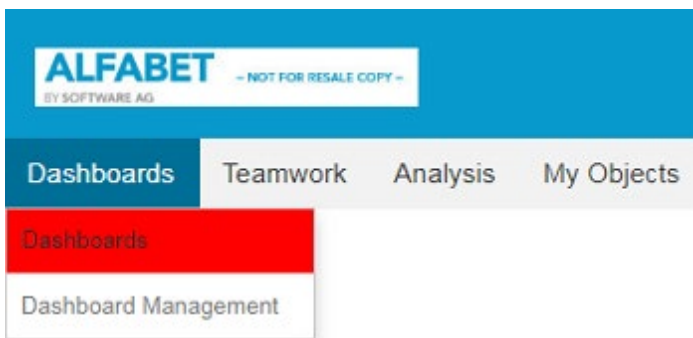


Sub-Menu Item Foreground Color



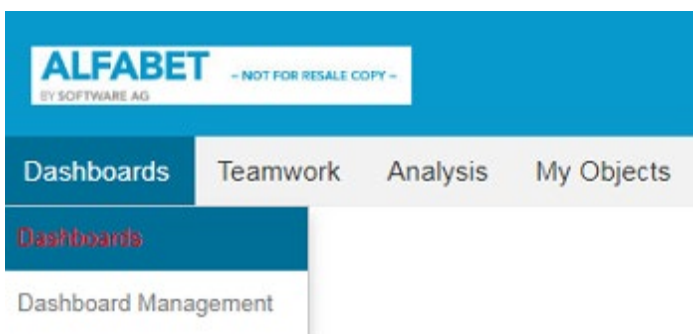
Sub-Menu Item Key Select Background Color

Highlights the subordinate menu items in the main header when using the TAB or arrow keys.



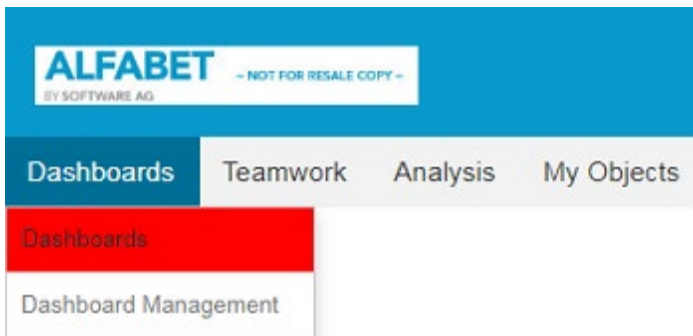
Sub-Menu Item Key Select Foreground Color

Highlights the subordinate menu items in the main header when using the TAB or arrow keys.



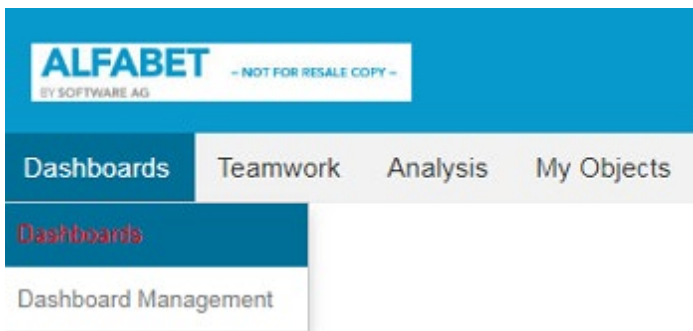
Sub-Menu Item Mouse Over Background Color

Please note that this attribute is particularly relevant to support accessibility to Alfabet functionality and content for users that are required to use keyboard shortcuts. Image shows mouse-over action:



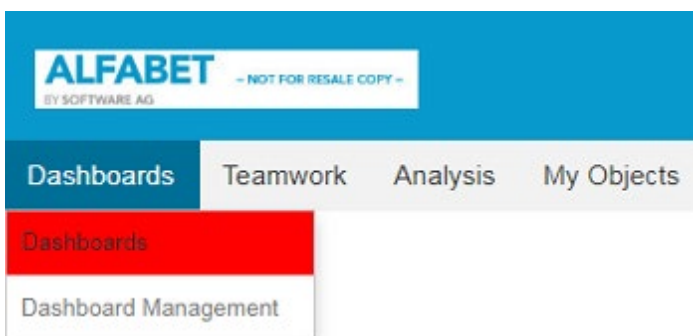
Sub-Menu Item Mouse Over Foreground Color

Please note that this attribute is particularly relevant to support accessibility to Alfabet functionality and content for users that are required to use keyboard shortcuts. Image shows mouse-over action:



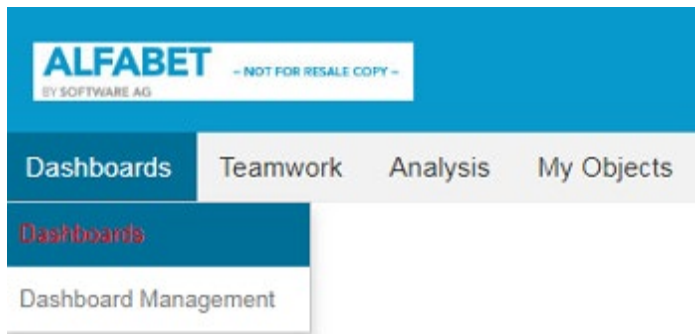
Sub-Menu Item Select Background Color

Please note that this attribute is particularly relevant to support accessibility to Alfabet functionality and content for users that are required to use keyboard shortcuts. Image shows select action:



Sub-Menu Item Select Foreground Color

Please note that this attribute is particularly relevant to support accessibility to Alfabet functionality and content for users that are required to use keyboard shortcuts. Image shows select action:



Tab Bottom Paddings

Specify the distance between the label of a tab and the underline. To specify the padding for the tabs in object views, enter pixel value between 1-6 for the distance in the **Object Profile Tabs** attribute. To specify the padding for the tabs in editors, enter pixel value between 1-6 for the distance in the **Views Tabs** attribute.

Text Input Controls Foreground Color

Specify the color of the text that is entered in editor and filter fields.

 A screenshot of the Alfabet application editor interface. The title bar reads 'Application (APP_Editor_Customized)'. Below the title bar are several tabs: 'Basic Data', 'Authorized Access', 'Sox Information', and 'Optional'. The 'Basic Data' tab is active. The form contains several input fields:

- 'ID' field with the value 'APP-2645'.
- 'Name*' field with the value 'Opti-SAP HR'.
- 'Short Name' field (empty).
- 'Version*' field with the value '2.X'.
- 'Object State' dropdown menu with the value 'Active'.
- 'Release Status' dropdown menu with the value 'Approved'.
- 'Start Date*' field with the value '17/06/2014' and a trash icon.
- 'End Date*' field with the value '15/05/2022' and a trash icon.
- 'ICT Object' field with the value 'Opti-SAP HR' and a search icon.
- 'Domain' field with the value 'Human Resources' and a search icon.
- 'Description' field (empty text area).
- 'Icon' dropdown menu (empty).

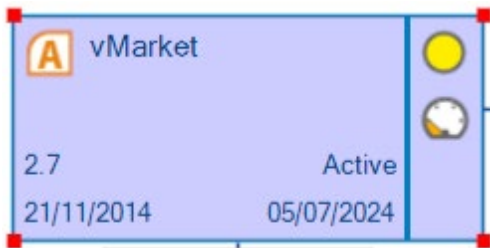
 The text entered in the 'Name*', 'Version*', 'Start Date*', 'End Date*', 'ICT Object', and 'Domain' fields is highlighted in red.

Third-Party Data Security Warning

Specify the border and text colors for the third-party data security warning embedded in the AlfaBot. For more information about the configuration of third-party data security warnings, see the reference manual *Configuring Evaluation and Reference Data in Alfabet*.

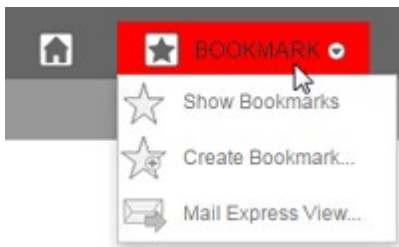
Visual Selection Layout

Specify the color, opacity, and size of the dots surrounding selected objects in diagrams, matrices and word cloud reports.

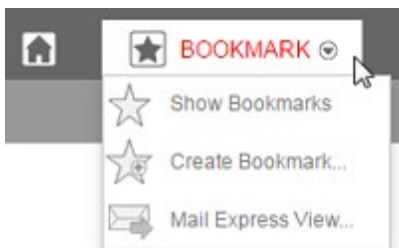


Attributes Displayed in the Grid Section: Application Header

Button Background Color Drop-Down Shown



Button Foreground Color Drop-Down Shown



Button Image: Bookmark

Select an icon in the drop-down list to display for the **Bookmarks** button.

Button Image: Bookmarks for Current View

Select an icon in the drop-down list to display for the Bookmarks for Current View displayed in the **Bookmarks** menu.

Button Image: Designers

Select an icon in the drop-down list to display for the **Designers** button.

Button Image: Help

Select an icon in the drop-down list to display for the **Help** button.

Button Image: Home

Select an icon in the drop-down list to display for the **Home** button.

Button Image: Meta-Model

Select an icon in the drop-down list to display on for **Meta-Model** button.

Button Image: User

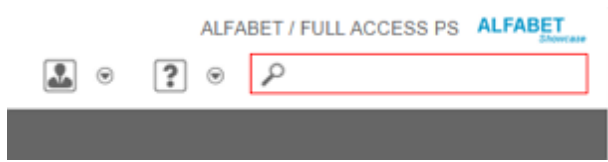
Select an icon in the drop-down list to display on for **User** button.

Drop-Down Sign Image (12x12)

Select an icon in the drop-down list to display a drop-down menu will open when the button is clicked. The image may not be more than 12x12 pixels.

Global Search Style

Specify the background, foreground, and border color and icon for the global search field that is configured in the context of a guide page.



Menu Item Image: Bookmarks Tree Root

Select an icon in the drop-down list to display for the root node **Bookmarks** in the **Bookmark** menu.

Menu Item Image: Create Bookmarks

Select an icon in the drop-down list to display for the **Create Bookmarks** option in the **Bookmark** menu.

Menu Item Image: Edit Splash Screen

Select an icon in the drop-down list to display for the **Edit Splash Screen** option in the **Bookmark** menu.

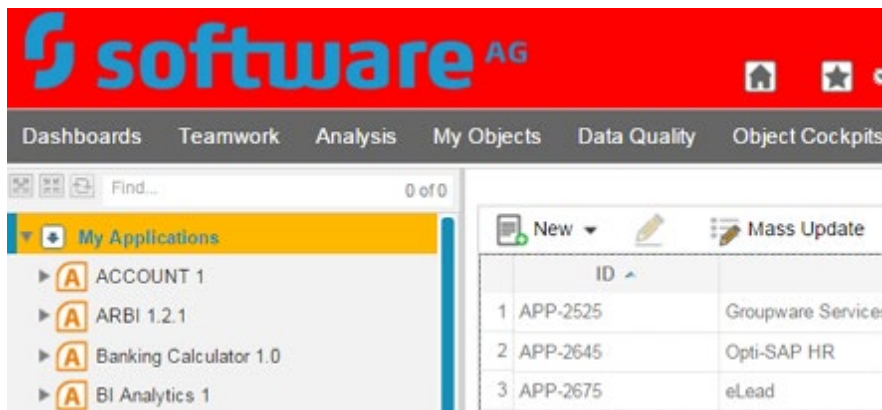
Menu Item Image: Send Express View

Select an icon in the drop-down list to display for the **Mail Express View** option in the **Bookmark** menu.

Menu Item Image: Show Bookmarks

Select an icon in the drop-down list to display for the **Show Bookmarks** option in the **Bookmark** menu.

Panel Background Color



Panel Foreground Color

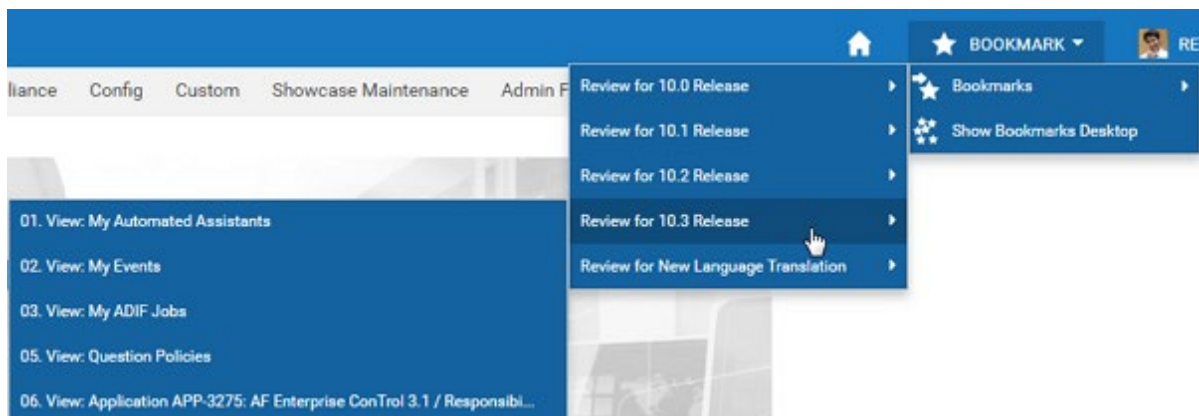


Reduce Height

Set to `True` to reduce the height of the masthead so that it is only a few pixels higher than the global search bar. This will result in the smaller masthead that does not display the alias name/user profile/current mandate information. Set to `False` to reduce the full masthead including the alias name/user profile/current mandate information.

Show Bookmark Tree In Menu

Set to `True` to display the sub-menus showing bookmark categories and bookmarks in the **Bookmark** menu.



Sub-Menu Item Background Color

Specifies the background color of the sub-menus in the **Bookmark** menu.

Sub-Menu Item Foreground Color

Specifies the foreground color of the sub-menus in the **Bookmark** menu

Sub-Menu Item Indicator Image (12x12)

Select an icon in the drop-down list that indicates that a sub-menu is available in the **Bookmark** menu.

Sub-Menu Item Mouse Over Background Color

Specifies the background color of the sub-menus in the **Bookmark** menu when the focus is on the sub-menu. Please note that this attribute is particularly relevant to support accessibility to Alfabet functionality and content for users that are required to use keyboard shortcuts.

Sub-Menu Item Mouse Over Foreground Color

Specifies the foreground color of the sub-menus in the **Bookmark** menu when the focus is on the sub-menu. Please note that this attribute is particularly relevant to support accessibility to Alfabet functionality and content for users that are required to use keyboard shortcuts.

Sub-Menu Item Select Background Color

Specifies the background color of the sub-menus in the **Bookmark** menu when the sub-menu is selected. Please note that this attribute is particularly relevant to support accessibility to Alfabet functionality and content for users that are required to use keyboard shortcuts.

Sub-Menu Item Select Foreground Color

Specifies the foreground color of the sub-menus in the **Bookmark** menu when the sub-menu is selected. Please note that this attribute is particularly relevant to support accessibility to Alfabet functionality and content for users that are required to use keyboard shortcuts.

Attributes Displayed in the Grid Section: AlfaBot and Automated Assistant Positions

Define the following attributes as described for the **Default** attribute. **AlfaBot, Automated Assistant Business Function, Automated Assistant Cockpit, Automated Assistant Editor, Automated Assistant Graphic View, Automated Assistant Guide Page, Automated Assistant Guide View, Automated Assistant Guide View Panel, Automated Assistant Object View, Automated Assistant Report, Automated Assistant User Profile, Automated Assistant Wizard, Broadcast Message, FAQ Bot, My Last Event Feedback, and User Events Feedback.**

Default

Expand to define the attributes relevant to the size and placement of the automated help assistant that has been defined for all configuration objects:

- **Height:** Define the height in pixel of the automated help assistant.
- **Width:** Define the width in pixel of the automated help assistant.
- **Window Position:** Define the location in the Alfabet user interface where the automated help assistant should be placed when it is open.

Attributes Displayed in the Grid Section: Caption Styling

Attributes Group Caption Font

This attribute allows you to specify the font color and font style for the captions of the Attribute Group interface controls in object cockpits.

Editor Help Control Caption Font

This attribute allows you to specify the font color and font style for the captions displayed in the editor help.

Flow Panel Presentation Object Caption Font

This attribute allows you to specify the font color and font style for the captions of the Presentation Object interface controls embedded in flow panels of object cockpits and guide views. Please note that this configuration will only be applied to the captions of presentation objects in object cockpits if the **Inline Navigation** attribute has been set to `False` for the Presentation Object interface control.

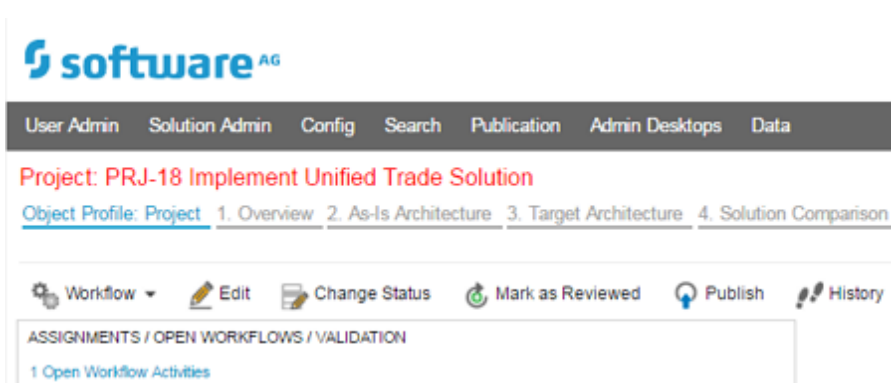
Preview Property Caption Font

This attribute allows you to specify the font color and font style for the captions of the attributes displayed in previews.

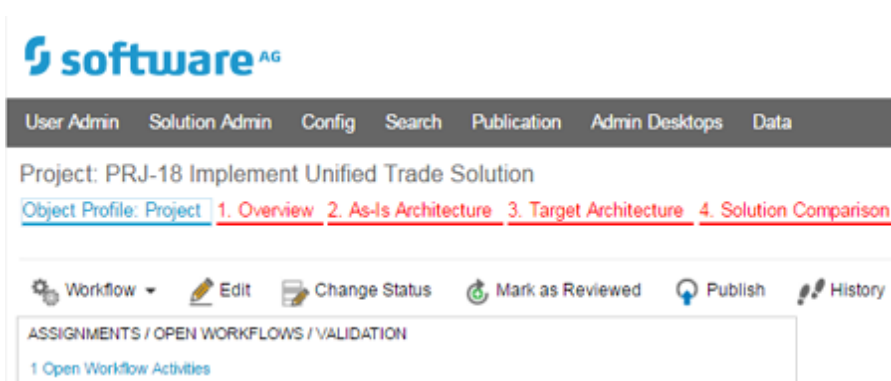
Value Control Caption Font

This attribute allows you to specify the font color and font style for the captions of the Value Control interface controls embedded in flow panels of object cockpits.

View Caption Font Color:



View Sub-Caption Font Color



Workspace Caption Font

This attribute allows you to specify the font color and font style for the captions of the workflows displayed in object profiles.

Attributes Displayed in the Grid Section: Cockpits

Cockpit Contained Objects Behavior:

Expand to specify the automatic sizing of the heights of Presentation Object interface controls based on their content displayed. Define the following:

- **Automatically Reduce Height** : Set to `True` to ensure that views with no data are shrunk and that minimal white space is displayed in the object cockpit.
- **Height Difference Threshold (%)**: Enter a percentage value to specify the minimal height difference if the content in page views and configured reports embedded in object cockpits has different values. This improves the visualization in that views with marginally different values are stretched so that they are consistent in their layout. A minimum height difference of 20% is recommended.

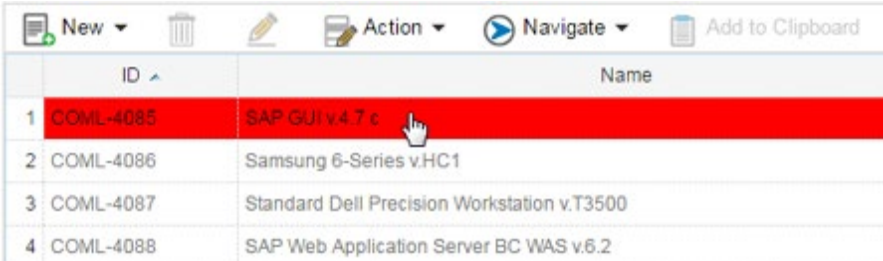
Attributes Displayed in the Grid Section: Dataset Header Design

Dataset Header Skin

Specify the foreground and background colors for the header row in datasets and Gantt charts. The header specification is applied uniformly across all datasets and Gantt charts in the Alfabet user interface (with the exception of data tables and analytics dashboards).

Attributes Displayed in the Grid Section: Data Rows Highlighting







Hover Background Color



The screenshot shows a data table with a toolbar above it. The toolbar contains icons for 'New', 'Delete', 'Edit', 'Action', 'Navigate', and 'Add to Clipboard'. The table has two columns: 'ID' and 'Name'. The first row is highlighted in red, indicating a hover effect. A mouse cursor is pointing at the 'Name' cell of the first row.

ID	Name
1	COML-4085 SAP GUI v.4.7 c
2	COML-4086 Samsung 6-Series v.HC1
3	COML-4087 Standard Dell Precision Workstation v.T3500
4	COML-4088 SAP Web Application Server BC WAS v.6.2

Hover Text Color







 New ▾    Action ▾  Navigate ▾  Add to Clipboard		
	ID ▲	Name
1	COML-4085	SAP GUI v.4.7 c
2	COML-4086	Samsung 6-Series v.HC1
3	COML-4087	Standard Dell Precision Workstation v.T3500
4	COML-4088	SAP Web Application Server BC WAS v.6.2

Main Focus Background Color







Same as **Hover Background Color** but is activated via keyboard shortcuts rather than them mouse pointer.

Main Focus Text Color

Same as **Hover Text Color** but is activated via keyboard shortcuts rather than them mouse pointer.

 New ▾    Action ▾  Navigate ▾  Add to Clipboard		
	ID ▲	Name
1	COML-4085	SAP GUI v.4.7 c
2	COML-4086	Samsung 6-Series v.HC1
3	COML-4087	Standard Dell Precision Workstation v.T3500
4	COML-4088	SAP Web Application Server BC WAS v.6.2

Selection Background Color

 New ▾    Action ▾  Navigate ▾  Add to Clipboard		
	ID ▲	Name
1	COML-2939	Mafo Rich Client v.2.0
2	COML-2940	Mafo-Core v.2.0
3	COML-2941	Mafo Report v.2.6
4	COML-2992	Oracle Java Runtime Environment (JRE) v.7
5	COML-2993	Oracle Java Runtime Environment (JRE) v.7
6	COML-3021	Red Hat Enterprise Linux v.7.x

Selection Hover Background Color

Please note that the cell displaying the row number will not be colored according to the definition.

Components		Technical Component	
New		NAME	
		Standard Dell Precision Workstation v. T3500	
ID			
1	COML-4086		
2	COML-4087	Standard Dell Precision Workstation v.T3500	
3	COML-4087	Standard Dell Precision Workstation v.T3500	
4	COML-4088	SAP Web Application Server BC WAS v.6.2	

Selection Hover Text Color

Components		Technical Component	
New		NAME	
		Standard Dell Precision Workstation v. T3500	
ID			
1	COML-		
2	COML-		
3	COML-4087	Standard Dell Precision Workstation v.T3500	
4	COML-4088	SAP Web Application Server BC WAS v.6.2	

Selection Key Focus Background Color

Same as **Selection Hover Background Color** but is activated via keyboard shortcuts rather than them mouse pointer.

Selection Key Focus Text Color

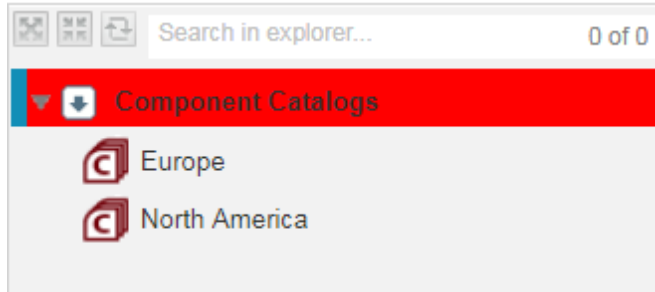
Same as **Selection Hover Text Color** but is activated via keyboard shortcuts rather than them mouse pointer.

Selection Text Color

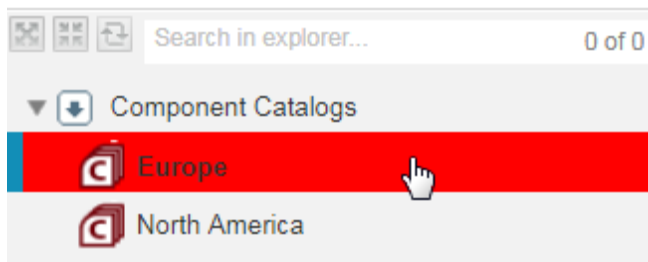
ID		Name
1	COML-2939	Mafo Rich Client v.2.0
2	COML-2940	Mafo-Core v.2.0
3	COML-2941	Mafo Report v.2.6
4	COML-2992	Oracle Java Runtime Environment (JRE) v.7
5	COML-2993	Oracle Java Runtime Environment (JRE) v.7
6	COML-3021	Red Hat Enterprise Linux v.7.x

Attributes Displayed in the Grid Section: Explorer Tree

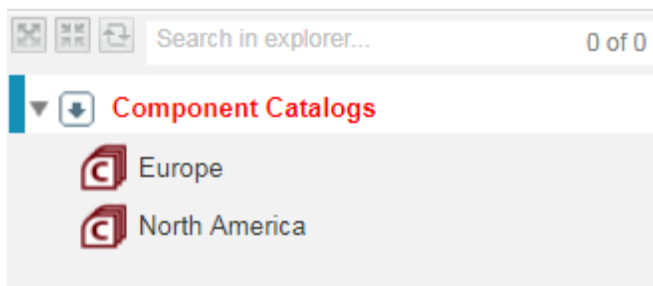
Selected Node Background Color



Selected Node Background Mouse Hover Color



Selected Node Foreground Color



Attributes Displayed in the Grid Section: Floating Presentation Toolbar

Buttons Full Opacity

Select `True` to turn off the opacity for the floating menus. The default value is `False`

When set to `True`:



When set to `False`:



Attributes Displayed in the Grid Section: Global Control Skins

Common Container Skin

Specify the user interface skin for object cockpits, splash screens, guide views, and console reports. The skin styles allow issues like margins, borders padding, and box shadowing to be specified. Please note that the **Turn GUI Scheme Common Container Skin On for All Flow Panel Cockpits** must be selected on the **Object Views** node to apply the styling.

Common View Controls Skin

Specify the borders and box shadowing for page views.

Primary Button Skin

The primary button is the button that would typically be clicked by the user. For example, in an editor, the primary button is the **OK** button and the secondary button is the **Cancel** button. In a wizard, the primary button is the **Next** button and the secondary button is the **Previous** button.

Specify the visualization of primary buttons in editors to be specified. The new skin styles allow issues like borders, box shadowing, and font color to be specified.

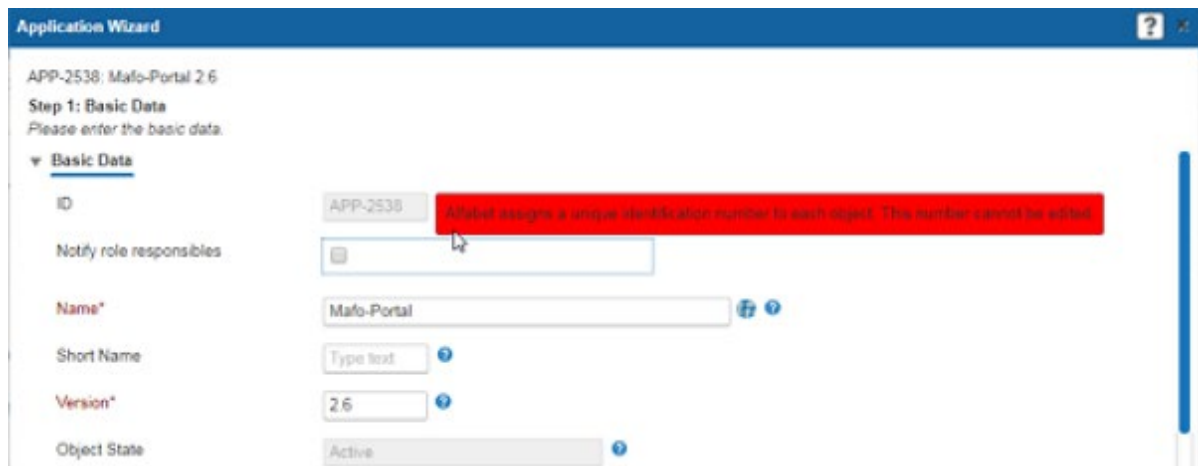
Secondary Button Skin

Specify the visualization of secondary buttons in editors to be specified. The new skin styles allow issues like borders, box shadowing, and font color to be specified. Please note that the "Do not show this message again" button in the broadcast message is considered to be a secondary button.

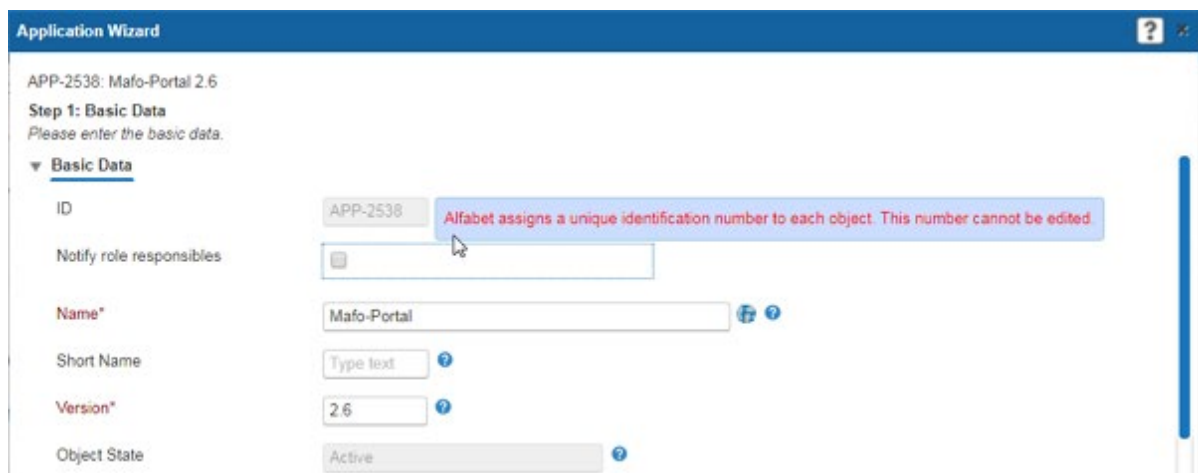
Attributes Displayed in the Grid Section: Light-Weight Text Pop-Ups

This section allows the **Control Hints Window Skin** attributes which specify the pop-up window displayed when the Help icon is clicked for an interface control in an editor.

Background Color



Font Color



Window Border Color

Application Wizard

APP-2538: Mafo-Portal 2.6

Step 1: Basic Data
Please enter the basic data.

▼ Basic Data

ID	APP-2538	Alfabet assigns a unique identification number to each object. This number cannot be edited
Notify role responsible	<input type="text"/>	
Name*	Mafo-Portal	
Short Name	Type text	
Version*	2.6	
Object State	Active	

Attributes Displayed in the Grid Section: Login Form

Login Alias Name Color

WELCOME
PLEASE LOG IN

Alfabet

Login Color: Please Log In

WELCOME
PLEASE LOG IN

Log In

Alfabet

Login Color: Welcome

WELCOME
PLEASE LOG IN

Log In

Alfabet

Login Form Button Background Color

WELCOME
PLEASE LOG IN

Alfabet

Login Form Button Mouse Hover Background Color

WELCOME
PLEASE LOG IN

Alfabet

Login Form Button Text Color

WELCOME
PLEASE LOG IN

Alfabet

Login Form Focused Text Field Border Color

Please note that this attribute is particularly relevant to support accessibility to Alfabet functionality and content for users that are required to use keyboard shortcuts.

WELCOME
PLEASE LOG IN

Alfabet

Login Form Text Field Border Color

Please note that this attribute is particularly relevant to support accessibility to Alfabet functionality and content for users that are required to use keyboard shortcuts.

WELCOME PLEASE LOG IN

Alfabet

Usage Terms Acknowledgement Options

: Expand the **Usage Terms Acknowledgement Options** section to configure a login acknowledgement screen. If configured, users will be mandated to click the acknowledgement button before the actual content of the Alfabet application is shown. The acknowledgement timestamp will be logged in the database table `ALFA_USERLOGIN_DETAILS`. Define the following attributes:

- **Button Text:** Specify a text to be displayed for the acknowledgement button.
- **URL :** Specify a URL that opens automatically when the user has been authenticated successfully. Enter a valid URL starting with the prefix `https://www.` or `http://www.` The URL link may contain up to 511 characters.

Attributes Displayed in the Grid Section: Logos

Custom Logo

Click the **Browse** button and select the relevant file type and file that you want to upload and click **OK**. It is recommended that only icons in PNG format are imported to Alfabet. The logo you plan to display in Alfabet may not be larger 36 x 400 pixels.

Custom Logo Linked to Home

Select `True` if the user's configured start page should be displayed if the custom logo is clicked. Setting this to `True` overrides the **Custom Logo URL** attribute.

Custom Logo Location

Specify the location of the header where the custom logo should be displayed.

Custom Logo Tooltip

Enter a short sentence for the tooltip when the user points to the custom logo.

Custom Logo URL

Enter a URL that shall open in the browser when the user clicks the custom logo.

Expiration Page Image

Select an image to display on the page displayed when the user session expires.

Login Page Logo

Select an image to display on the page displayed when the user logs in. This GUI scheme attribute is relevant for the default GUI scheme and overrides the default logo.

Product Logo Image

Select one of the predefined visualizations of the Alfabet product logo.

Product Logo Linked to Home

Select `True` if the user's configured start page should be displayed if the product logo is clicked. Setting this to `True` overrides the **Product Logo URL** attribute.

Product Logo Tooltip

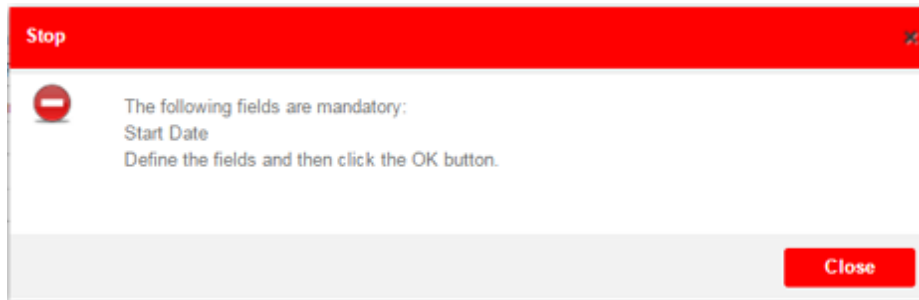
Enter a short sentence for the tooltip when the user points to the Alfabet product logo.

Product Logo URL

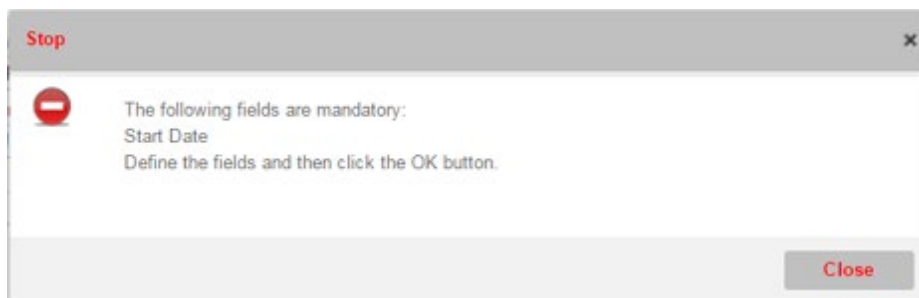
Enter a URL that shall open in the browser when the user clicks the Alfabet product logo.

Attributes Displayed in the Grid Section: Message Boxes

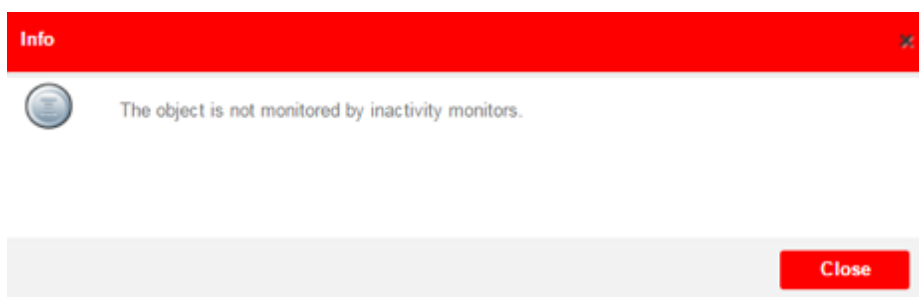
Error Dialog Background Color



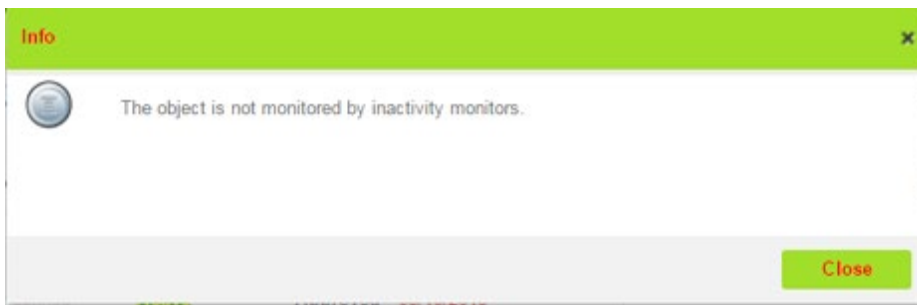
Error Dialog Foreground Color:



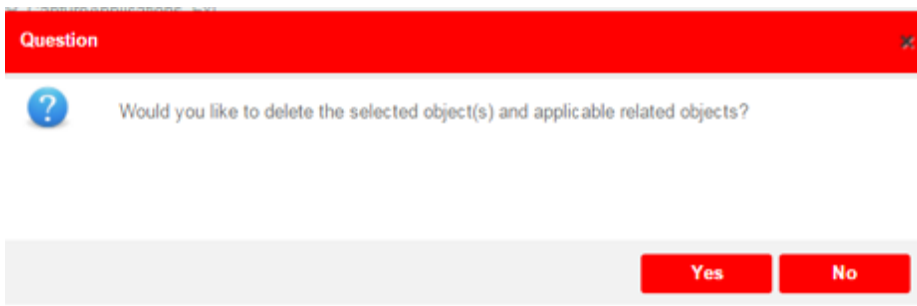
Info Dialog Background Color



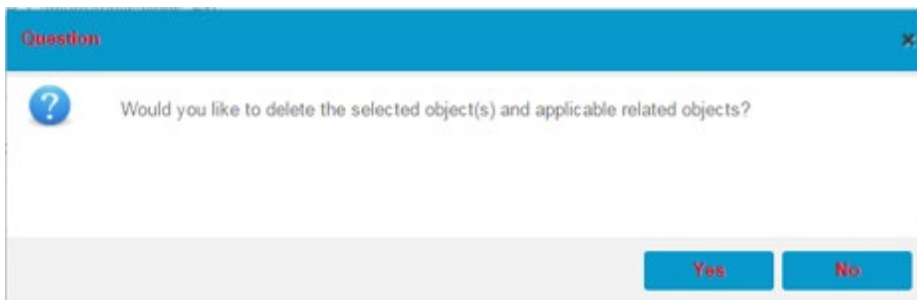
Info Dialog Foreground Color



Question Dialog Background Color



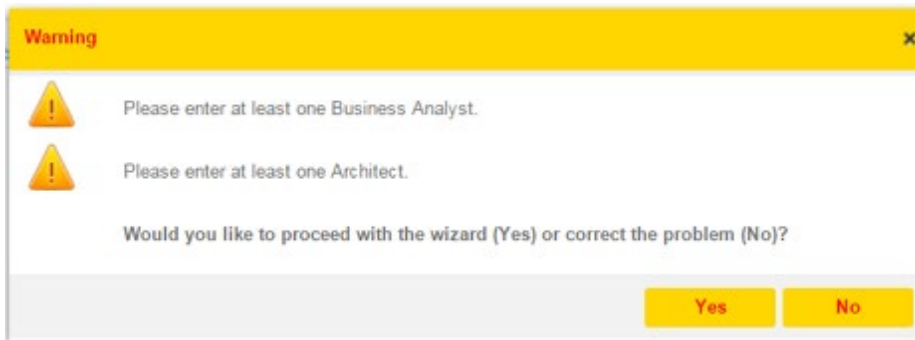
Question Dialog Foreground Color



Warning Dialog Background Color

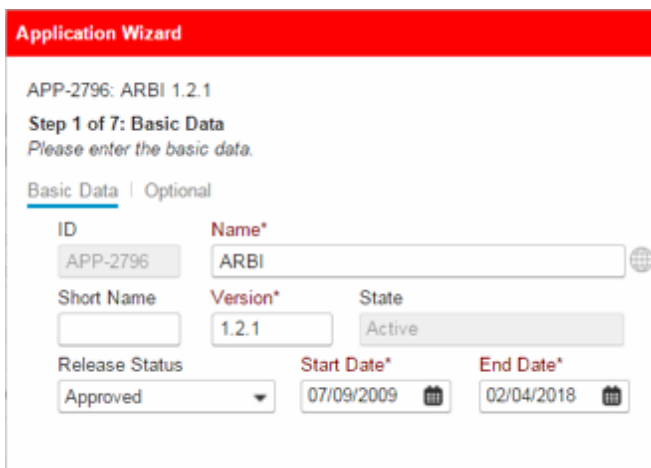


Warning Dialog Foreground Color



Attributes Displayed in the Grid Section: Popup Window

Window Header Background Color



Window Header Foreground Color



Attributes Displayed in the Grid Section: Presentation Gantt

Max. Width Gantt Dataset

Specify the maximum size in pixel of Gantt reports. This is may be particularly relevant for Gantt reports embedded in object cockpits or console reports. The value is applied if one of the rows in the dataset requires more space than what is defined. In this case, a scroll bar will be added to the dataset (potentially in addition to the scroll bar for the timeline section of the Gantt chart). It is recommended that the value is either -1 or no smaller than 300. The default value for the **Max. Width Gantt Dataset** attribute is -1.

Header Style Row

Specify whether object icons or colors shall be displayed in the object column of Gantt charts for all standard views displaying Gantt charts. Select `Icon` to display the object class icon next to the object name. Select `Color` to depict the rows with a color-coding that is explained in the legend.

Month Separator Style

Specify the line color, line style, and line width of the monthly demarcations in Gantt charts.

Quarter Separator Style

Specify the line color, line style, and line width of the quarterly demarcations in Gantt charts.

Year Separator Style

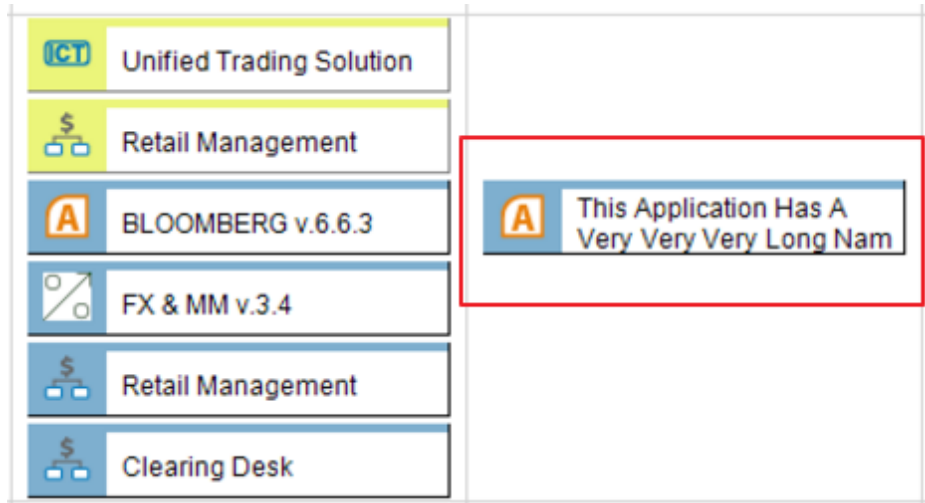
Specify the line color, line style, and line width of the yearly demarcations in Gantt charts.

Attributes Displayed in the Grid Section: Presentation Matrix

Allow Multiline Matrix Item Caption

Select `True` if matrix captions should be distributed with a linebreak over two lines or select `False` if matrix captions should be truncated if longer than one line.

For example, when set to `True`:



Attributes Displayed in the Grid Section: Secondary Window Skins

The attributes available in the **Secondary Window Skins** section allow you to specify the visualization of the secondary windows for the AlfaBot, FAQ Bot, Feedback Bot, automated assistants, user events feedback, and quality widgets that may be available in the slide-in toolbar in the user interface. The same attributes are available for each type of functionality and therefore will be described below based on the example of automated assistants.

Close Window Button Image

Select the icon that shall be displayed as the **Close** button in the upper-right corner of the pop-up.

Fly-In Background Color

ALFABET / FULL ACCESS / ALL INSURANCE ALFABET Showcase

11 NOVEMBER 2024

Dashboards Teamwork Analysis My Objects Quick Access Data Quality Imports Show Help Assistant

Application APP-2538: Mafo-Portal 2.6 [APP_ObjectView]

Object Profile Overview Business Technology Information Dep Demands & Projects Feature Backlog Guidelines User Satisfaction

Action Workflow Edit Change Object S

Data Completeness Score

95% Data Completeness

Score reflecting the completeness of the data of the selected application.

BASE ATTRIBUTES

SHORT NAME	OBJECT STATE	STATUS	BUSINESS CAPABILITY	START DATE	END DATE
undefined	Active	Approved	A.4.1 Customer Management	25/08/2016	02/07/2024

AUTHORIZED USER	VARIANT OF	PREDECESSOR	SUCCESSOR	ICT OBJECT
John Customer	undefined	undefined	undefined	Mafo-Portal

ASSOCIATED LEGAL MATTERS

undefined

DESCRIPTION

undefined

7 Business Supports The total number of operational business supports for this application.

16 Information Flows The total number of incoming or outgoing information flows.

Notch Background Color

ALFABET / FULL ACCESS / ALL INSURANCE ALFABET Showcase

11 NOVEMBER 2024

Dashboards Teamwork Analysis My Objects Quick Access Data Quality Imports Show Help Assistant

Application APP-2538: Mafo-Portal 2.6 [APP_ObjectView]

Object Profile Overview Business Technology Information Dep Demands & Projects Feature Backlog Guidelines User Satisfaction

Action Workflow Edit Change Object S

Data Completeness Score

95% Data Completeness

Score reflecting the completeness of the data of the selected application.

BASE ATTRIBUTES

SHORT NAME	OBJECT STATE	STATUS	BUSINESS CAPABILITY	START DATE	END DATE
undefined	Active	Approved	A.4.1 Customer Management	25/08/2016	02/07/2024

AUTHORIZED USER	VARIANT OF	PREDECESSOR	SUCCESSOR	ICT OBJECT
John Customer	undefined	undefined	undefined	Mafo-Portal

ASSOCIATED LEGAL MATTERS

undefined

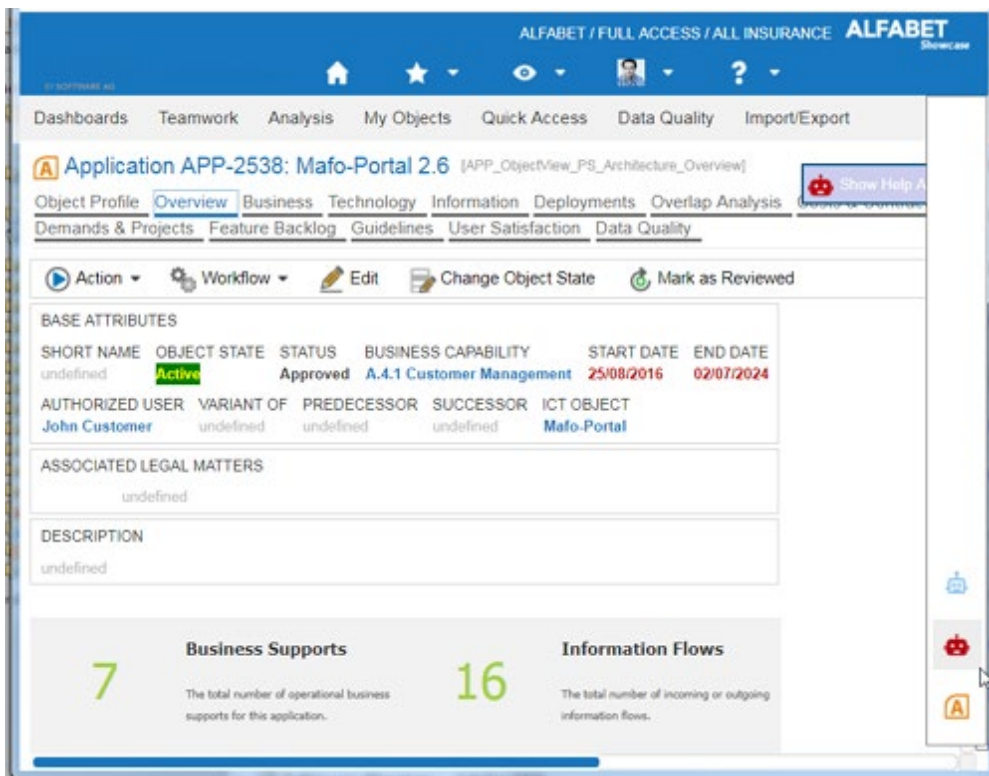
DESCRIPTION

undefined

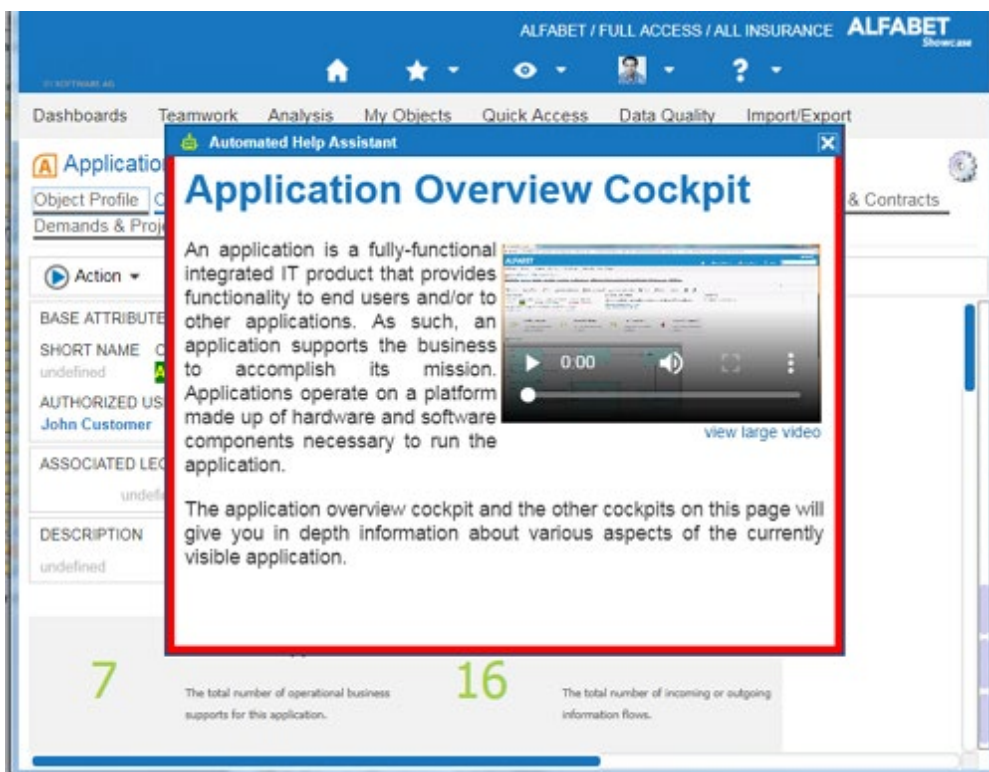
7 Business Supports The total number of operational business supports for this application.

16 Information Flows The total number of incoming or outgoing information flows.

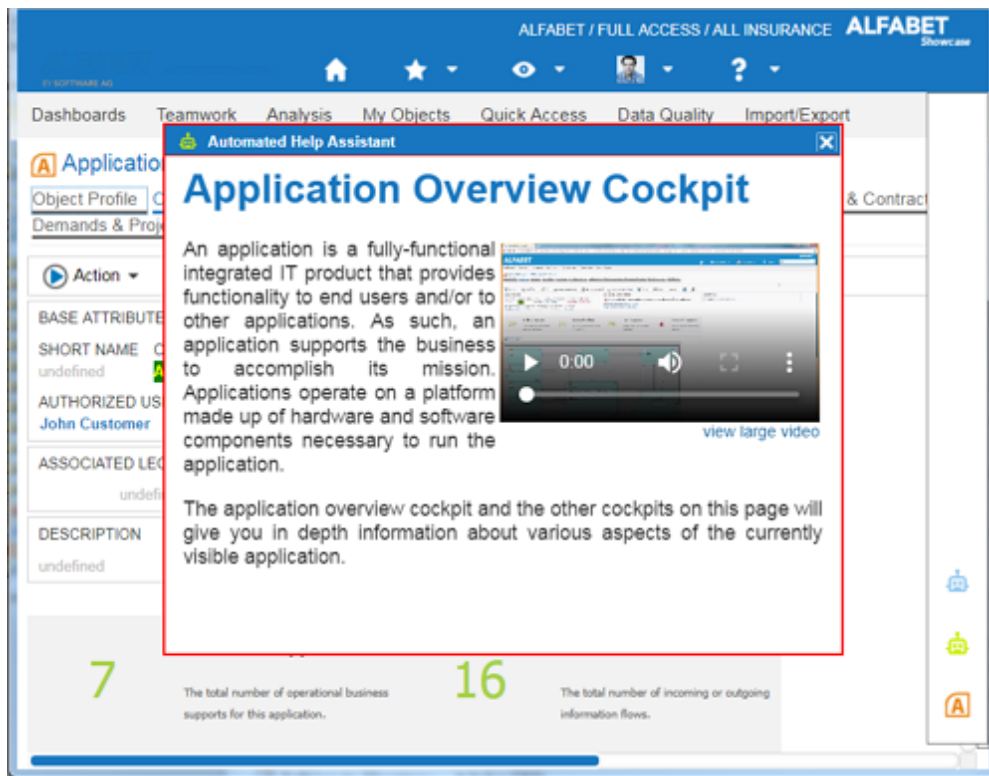
Slide-In Toolbar Button Image



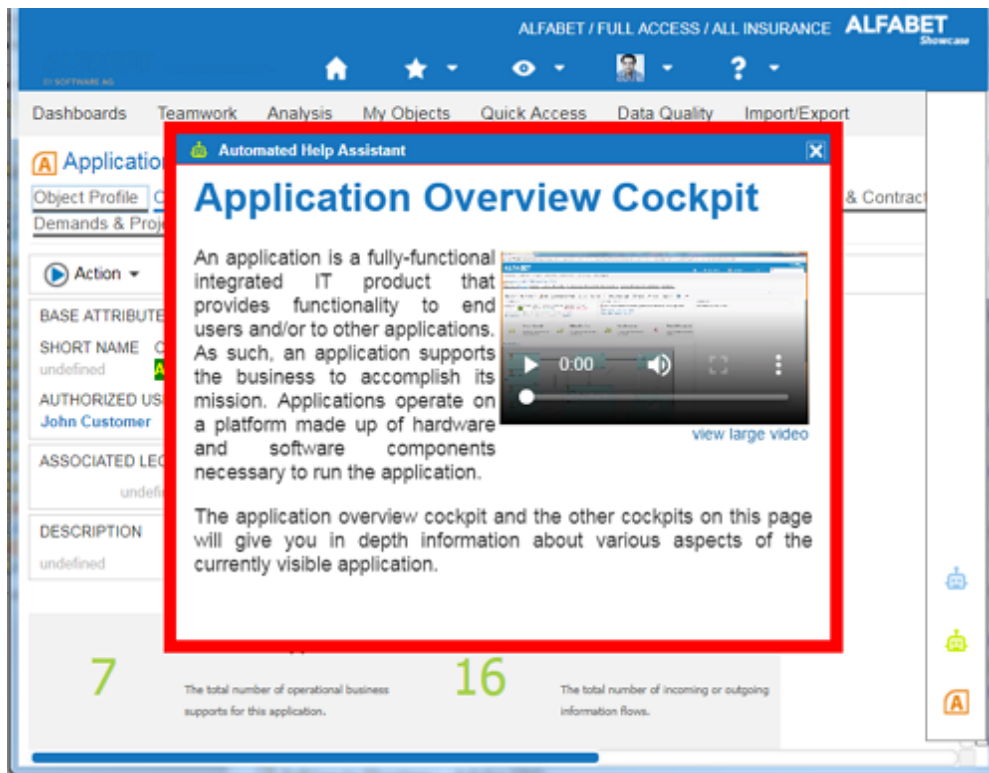
Window Background Color



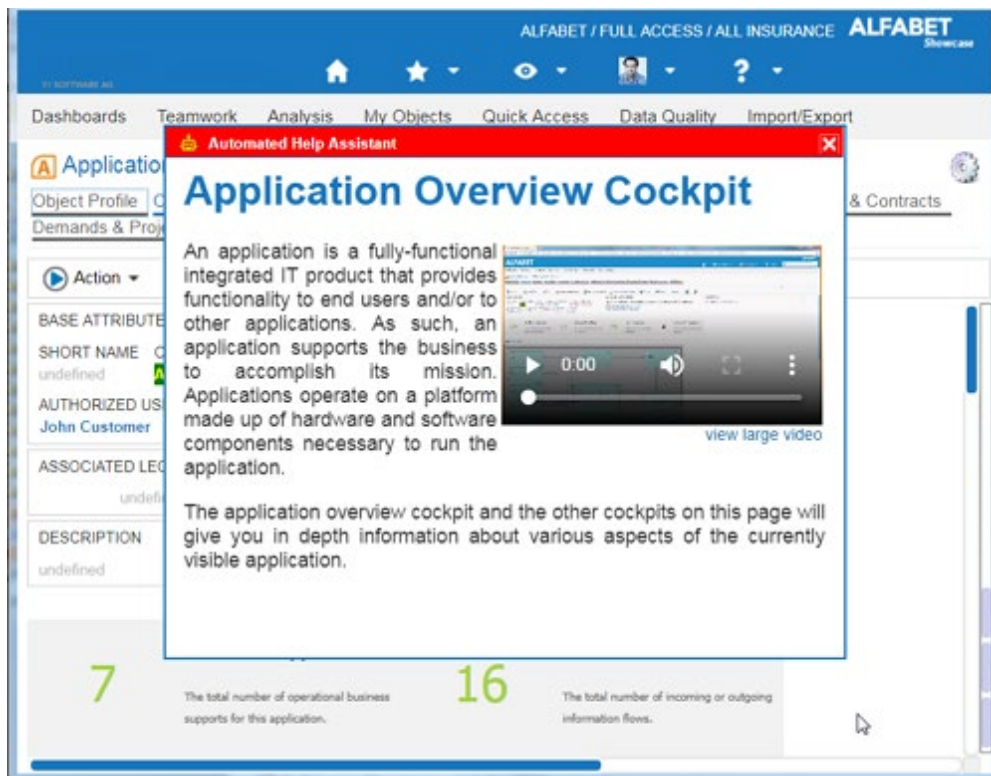
Window Border Color



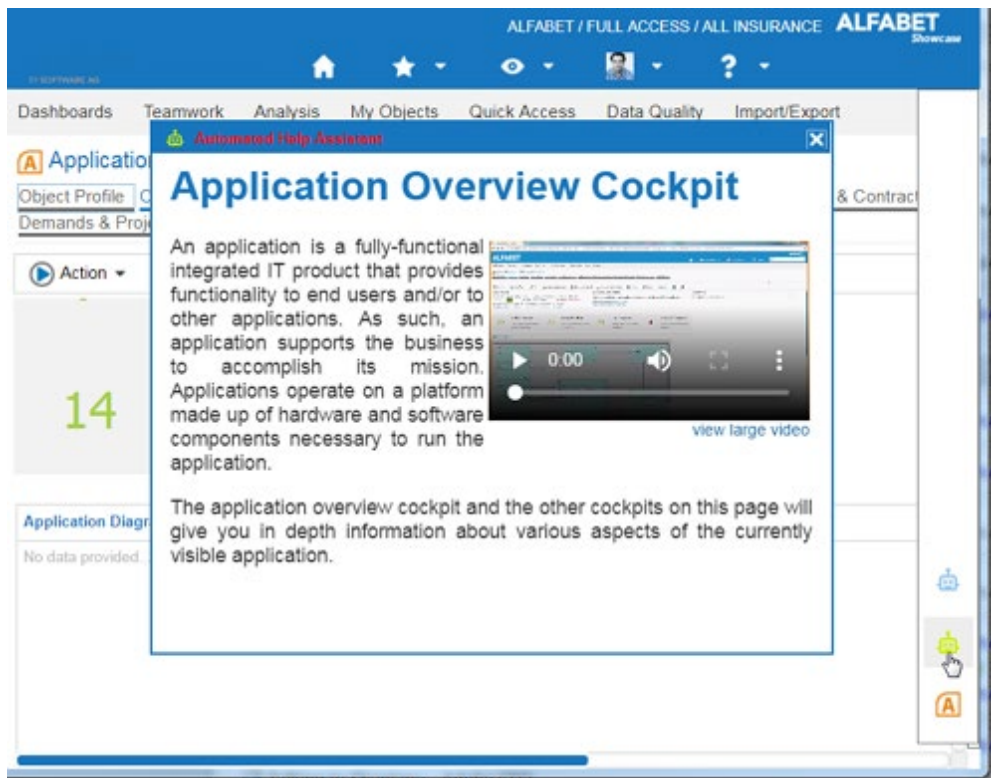
Window Border Width



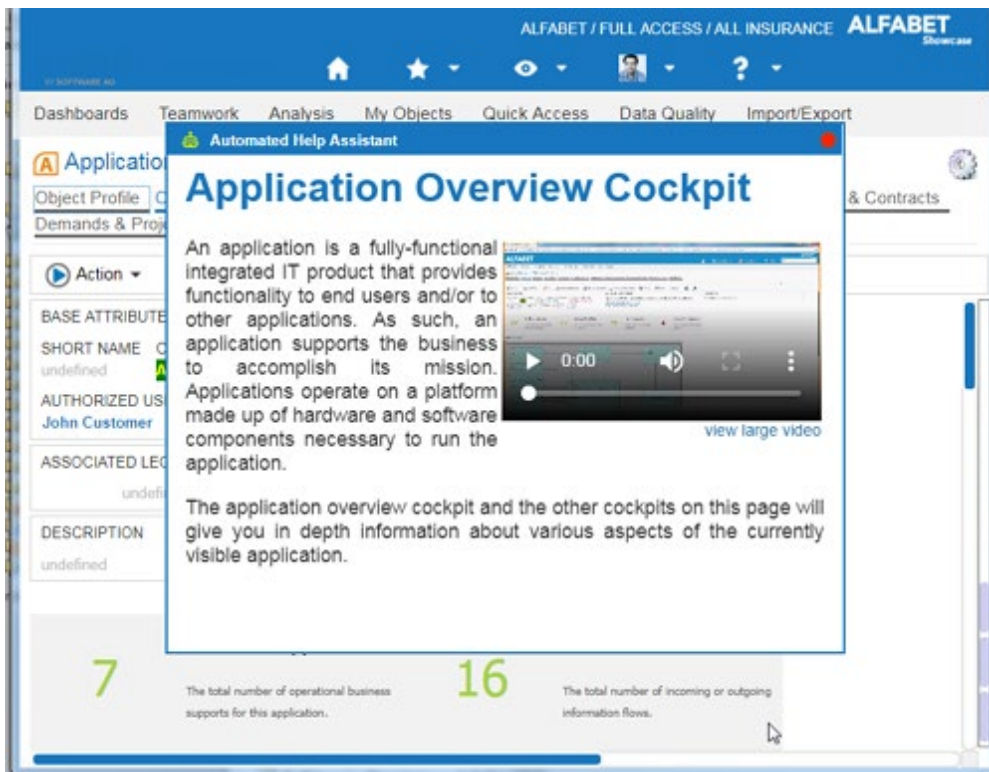
Window Caption Background Color



Window Caption Font Color



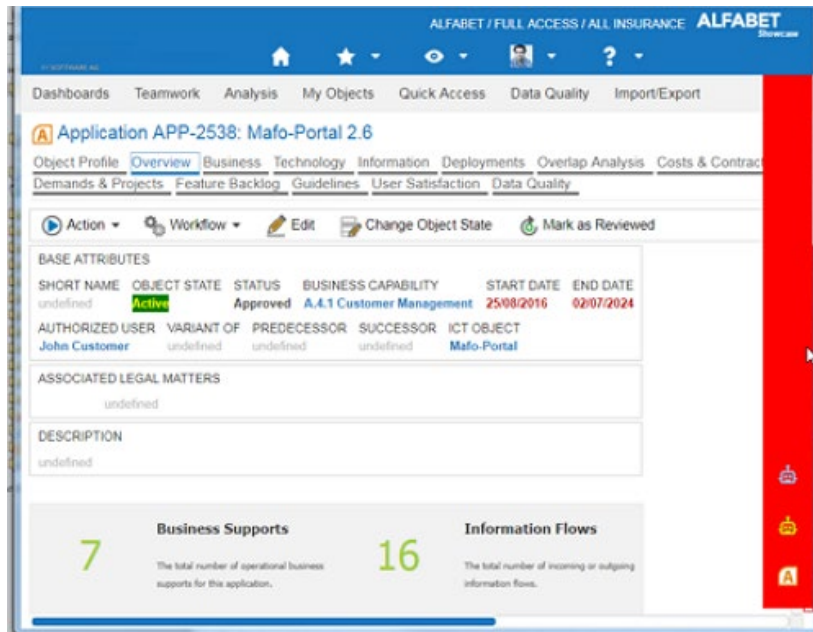
Close Window Button Image



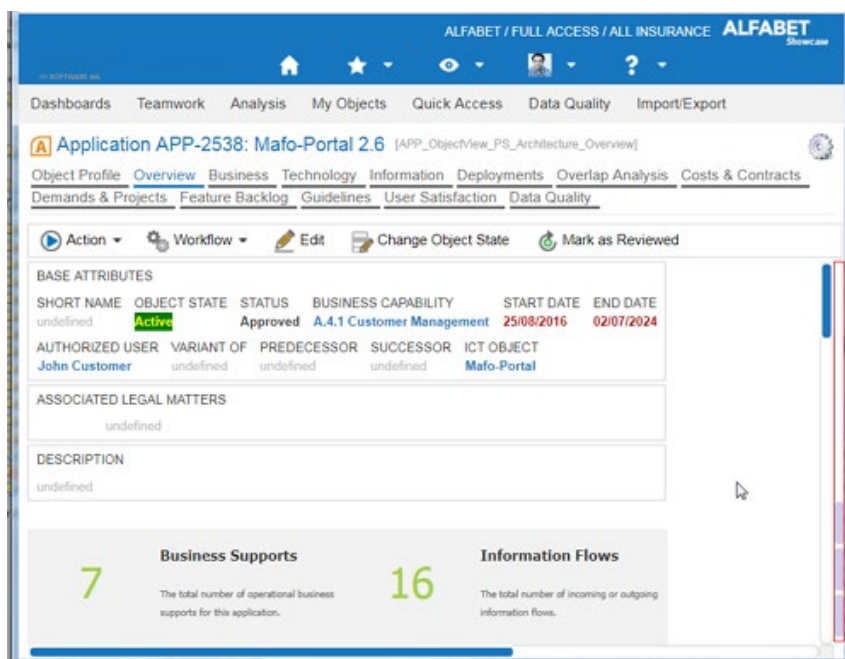
Attributes Displayed in the Grid Section: Slide-In Toolbar

Specify the visualization of the slide-in bar available on the right edge of the user interface which provides various forms of user assistance such as bots, automated assistants, user feedback, and quality widgets.

Background Color

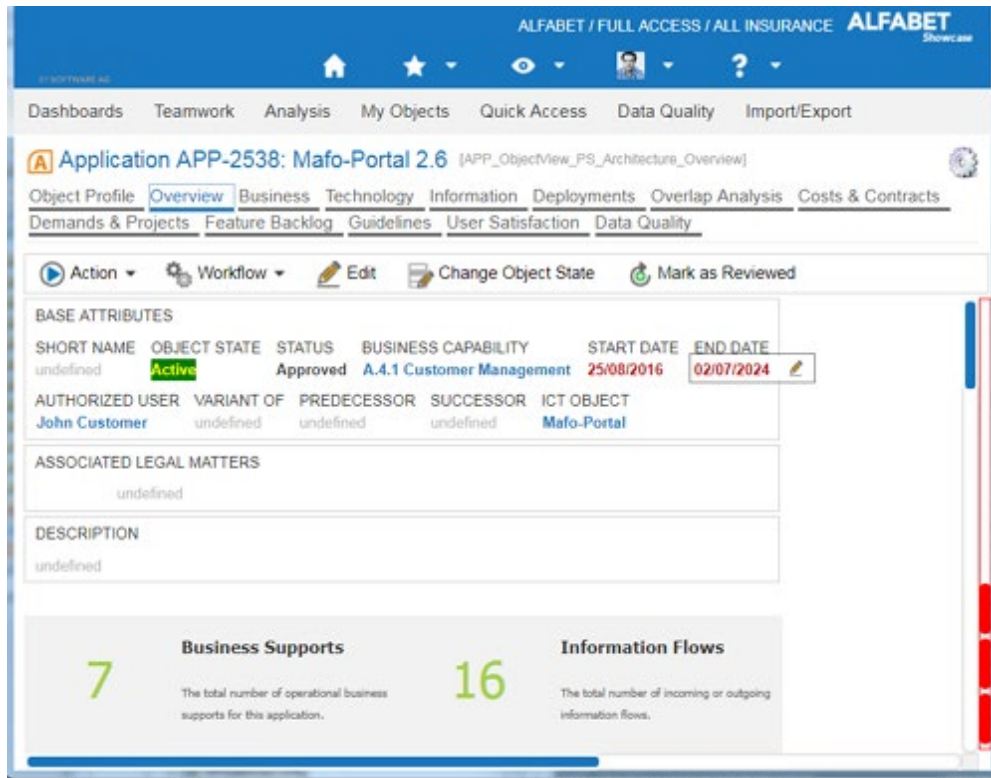


Border Color and Border Width



Show Mode

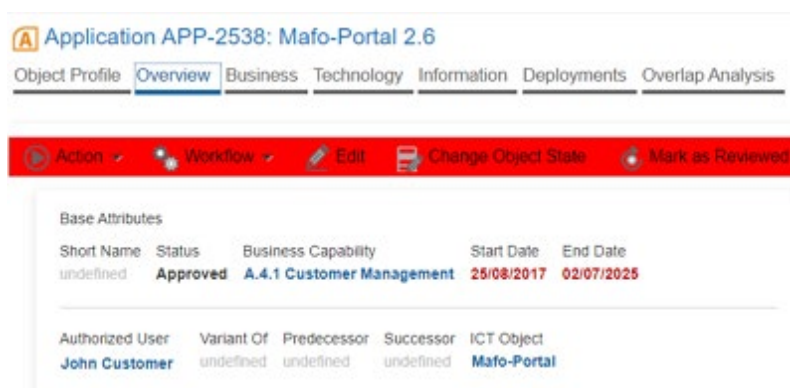
Select `Fixed` if the slide-in toolbar including the various icons for user assistance shall be displayed permanently as a static vertical toolbar on the right edge of the screen. Select `Slide` if the slide-in toolbar shall be activated and visible by moving the mouse to the right edge of the screen. Select `Not Shown` if the slide-in toolbar shall not be displayed in the user interface. The notches are visible and displayed in red in the image below:



Attributes Displayed in the Grid Section: Toolbars

Object Profile Toolbar Style

Specify the borders, background color, and grey scaling of images for the toolbar displayed in object views. The **Render Images in Grey Scale** attribute will not apply to Microsoft Internet Explorer.



Presentation Object Toolbar Style

Specify the background color and grey scaling of images for the toolbar displayed in page views and configured reports. Please note that border color and border width cannot be configured for Presentation Object interface controls. The **Render Images in Grey Scale** attribute will not apply to Microsoft Internet Explorer

Application APP-2538: Mafo-Portal 2.6

Attachments



Attributes Displayed in the Grid Section: View Tabs

Active View Tab Foreground Color


Specify the foreground color of the tab that has the focus in guide views, editors, or wizards showing tabbed page.

Application APP-2760: CRM OptiRetail 3.00

Step 1 of 7: Basic Data

Define the name, version, and the start/end date of the application.

Basic Data | Authorized Access | Page1

ID	Name*	
<input type="text" value="APP-2760"/>	<input type="text" value="CRM OptiRetail"/>	
Short Name	Version*	Object State
<input type="text" value="Type text"/>	<input type="text" value="3.00"/>	<input type="text" value="Retired"/>


Active View Tab Underline Color

:Specify the underline color of the tab that has the focus in guide views, editors, or wizards showing tabbed page.

Application APP-2760: CRM OptiRetail 3.00

Step 1 of 7: Basic Data
Define the name, version, and the start/end date of the application.

Basic Data | Authorized Access | Page1

ID	Name*	
APP-2760	CRM OptiRetail	
Short Name	Version*	Object State
Type text	3.00	Retired


Active View Tab Underline Height:

Specify the height of the underline of tab that has the focus in guide views, editors, or wizards showing tabbed page.

Application APP-2760: CRM OptiRetail 3.00

Step 1 of 7: Basic Data
Define the name, version, and the start/end date of the application.

Basic Data | Authorized Access | Page1

ID	Name*	
APP-2760	CRM OptiRetail	
Short Name	Version*	Object State
Type text	3.00	Retired

View Tab Foreground Color


Specify the foreground color of tabs that do not have the focus in guide views, editors, or wizards showing tabbed page.

Application APP-2760: CRM OptiRetail 3.00

Step 1 of 7: Basic Data

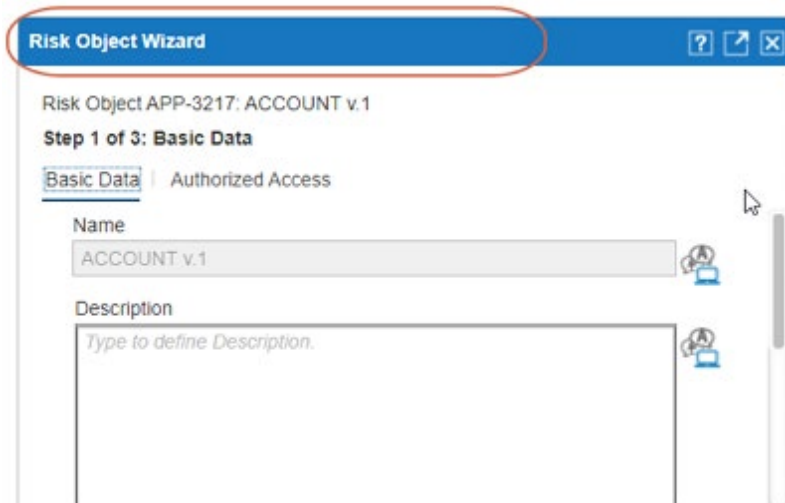
Define the name, version, and the start/end date of the application.

Basic Data | Authorized Access | Page1

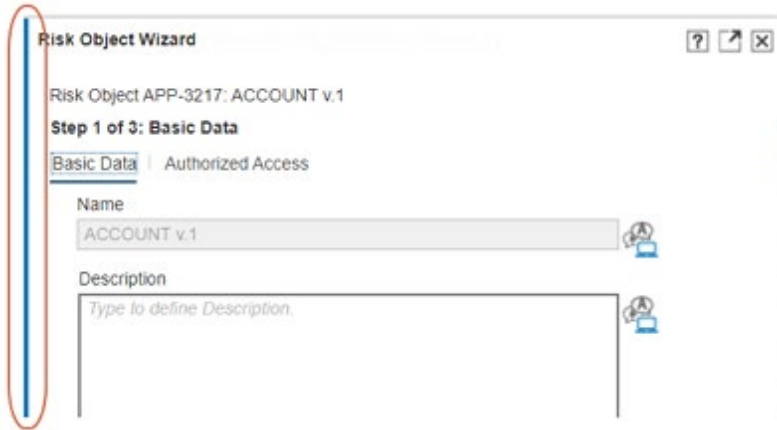
ID	Name*	
APP-2760	CRM OptiRetail	
Short Name	Version*	Object State
Type text	3.00	Retired

Attributes Displayed in the Grid Section: Windows Caption Styling

Specify styling for **Message Boxes** (system dialogs and user prompts, broadcast messages), **Modal Dialogs** (editors and wizards), and **Secondary Windows** (bots, automated assistants, user feedback, and quality widgets).



Select `ClassicWindowsCaption` to display a colored header bar at the top.





Select `AccentBar` to display a colored accent bar on the right edge of the window. The accent bar will be displayed on the left edge if the Alfabet user interface is rendered in Arabic




Chapter 13: Overview of Views Available for Project Management

The following information is available to help you configure the visibility of workspaces and views for projects, project baselines, project scenarios, and project solutions. The following tables will help you to determine which views to hide via the XML object **ObjectViewCustomFilters**. For more information about the configuration of the project management capabilities, see the section *Configuring the Project Management Capability* in the reference manual *Configuring Alfabet with Alfabet Expand*.

Standard Workspaces and Views Available for Projects




The following workspaces and views are displayed in the standard object view available for the object class `Project`, whereby the **Type** attribute = `Project`:

Select...	In Order To...
Basic Data	
 Mandates	Assign the selected object to a mandate.
 Responsibilities	Define a functional relationship that a user or organization has in relation to the selected object.
Authorized Deputies	Define the authorized deputies that have deputy responsibility for the selected object.
Authorized User Groups	Define the authorized user groups for the selected object.



Select...	In Order To...
 Attachments	Attach documents that are relevant to the selected object.
Dynamic Web Links	Use dynamic Web links that are relevant to the selected object to display complementary information in a separate browser window.
 Evaluation	Evaluate the selected object by means of calculated indicator values.
Assignments	Create an assignment for the selected object and assign it to a user.
Associated Workflows	Displays the workflows and pending activities associated with the selected object.
Discussion	Initiate a discussion about the selected object as well as contribute to and track the discussion about that object.
Annotations	Define new notes and view existing notes that have been made about the selected object.
Issues	Capture issues about the selected object.
Structure	
 Project Parent	Assign a project as an ascendant project to the selected project.

Select...	In Order To...
 Sub-Projects	Define subordinate projects for the selected project.
 Project Groups	Assign the selected project to an existing project group.
Measure Types	Assign measure types to provide information about the performance of the object in terms of meeting objectives.
Project Baselines	
Project Baselines	Define project baselines for the selected project.
Project & Project Baseline Comparison Dashboard	View a comparison of the most relevant information about the project and a selected project baseline.
Project Scenarios	
Project Scenarios	Design alternative project scenarios for the selected project.
Project Scenario Merge History	View the history of the project scenarios that have been defined for the selected project.
Project Comparison Dashboard	View a comparison of how the selected project deviates from another specified project.

Select...	In Order To...
Project Scenario Comparison Dashboard	View a comparison of the most relevant information about the selected project and its project scenarios.
Finance & Legal	
Project Buckets	Define the buckets that the project is assigned to as well as the allocation of the project's costs to the buckets.
Read-Only Cost Types	Assign read-only cost types that may not be edited for the selected object.
 Business Case	View and define the business case for the selected project.
 Business Case	View and define the business case for the selected project.
 Cost Accrual	View and define the requested, budgeted and obligation costs as well as transfer requested costs that have been defined for the project's business case or skill requests.
Cost Accrual Report	View the sum total of costs for the selected project including the accumulated costs from the business cases of all subordinate projects.
Business Case Comparison	View a report that compares the costs defined for the business case of the selected project with the aggregated costs defined for the business cases of its sub-projects.


Select...	In Order To...
 Cost Report	View a report displaying the sum of the costs for the business case for the selected project and the sum of the costs of the skill requests of the sub-projects immediately subordinate to the selected project.
 Cost Centers	Assign cost centers to the selected project.
 Cash Out Planning	View and edit the cash out plan for the selected project.
 Benefit Tracking	View and edit the benefits specified for the selected project.
Contract Deliverables	View and manage all contracts and contract items for which the selected object has been defined as a contract deliverable.
Contract Deliverables Usage	Define the contract deliverables that are consumed by the selected object.
Project Alignment	
 Impacting Value Nodes	Define which value nodes impact the selected object.
 Input Demands	Create new or add existing demands to a project to indicate the changes that need to be considered when planning the to-be architecture.







Select...	In Order To...
Affecting Policies	View the policies that have been defined to impact the selected object.
Implemented Policies	View the policies that have been defined to implement the selected object.
As-Is Architecture Definition	
 Affected Architecture	Define and view the architectural scope of the selected project.
Migrations	Create a new migration for the selected project.
 Business Support Map Report	View and analyze the prescribed business support map for the selected object.
 As-Is Architecture Diagram	Design and view a diagram displaying the as-is architecture defined for the selected project.
ARIS Diagrams	Manage and open links to ARIS diagrams.
Affected Architecture Analysis	
Application Contact List	View a list displaying the contact data of all persons with a role defined for the applications associated with the selected object.

Select...	In Order To...
 Application Portfolio	View a portfolio displaying the applications defined in the scope of the selected project.
 Application Lifecycle	View the lifecycles of the applications assigned to the selected project.
 Information Flow Diagram	View a diagram displaying the information flows of all applications associated with the selected object.
Information Flow Overview	View a report displaying all information flows associated with the selected object.
Architecture Overlap Report	View a report displaying the architecture elements assigned to the selected project that are also impacted by other projects.
Project Planning	
 Project, Skill Request, and Resource Request Time Schedule	View the time schedule of the selected project and its sub-projects as well as their associated skill requests and further refine the project by defining new sub-projects and skill requests.
 Project, Skill Request, and Resource Request Time Schedule (Gantt)	View the time schedule of the selected project and its sub-projects as well as their associated skill requests and further refine the project by defining new sub-projects and skill requests.
 Project Milestones	Define milestones for the selected project and track the planned target dates.

Select...	In Order To...
 Resulting Demands	Define new demands that are a result of the selected project in order to request additional changes to the to-be architecture that have become apparent while defining or implementing the project.
 Project Deliverables	Define the project deliverables to be delivered by the project. Project deliverables are derived from the to-be architecture of the parent project.
 Project Dependency	Define the project dependencies between the selected project and other projects of the same project stereotype in a table. A dependency indicates that the completion of another project is a prerequisite for the selected project.
 Project Dependency Map	Define the project dependencies between the selected project and other projects of the same project stereotype in a matrix view. A dependency indicates that the completion of another project is a prerequisite for the selected project.
Subordinate Projects Dependency Map	Define the dependencies between the subordinate projects of the selected project and other projects of the same project stereotype as the subordinate project. A dependency indicates that the completion of another project is a prerequisite for the selected project.
Associated Enterprise Releases	View, analyze and maintain the enterprise releases that the selected object is associated with.
Providing Organizations	View the organizations configured in skill request templates that can provide a skill as well as define additional organizations that can fulfill the skill requests defined for the selected project.
Providing Persons	Add persons to the selected project that may be specified to provide the skill for the skill request.

Select...	In Order To...
Project Monitoring	
Project Evaluation	Define a project evaluation and define or maintain the project's target values, current values, and indicators.
 Evaluation History	View the history of the changes made to the indicators in the selected project's project evaluation.
 Project Tracking Overview Report	View an overview of the selected project's sub-projects as well as the milestones assigned to each project and the indicators defined for the projects.
Solution Assessment	
 Business Process Model Solutions	Design alternative solutions for the selected project.
 Solutions Portfolio	View a portfolio report displaying all solutions assigned to the selected project.
 Solutions Overview	View an overview of the expected duration and proposed to-be architecture including new and retired objects of each solution defined for the selected project.
 Solution Business Case Comparison	View a report that compares the costs defined for the business case of all solutions defined for the selected project.

Select...	In Order To...
To-Be Architecture Definition	
 To-Be Architecture	Define and plan the to-be architecture for the selected project.
Solution Maps and Application Diagrams	Design and view solution diagrams and define solution maps for the selected project.
Check In To-Be Architecture	View and resolve warnings and conflicts in the proposed to-be architecture and check in the architectural changes to the inventory.
Projects Business Comparison	View a report displaying which objects in the business architecture including organizations, business functions, business processes, and business data are impacted by the selected project and another project.
Project Conflict Report	View all architectural conflicts or overlaps that exist between inventory objects and solution objects defined for the selected project and another project.
Project Overlap by Similar Projects	View projects and their proposed to-be architecture elements that overlap with the selected project in terms of affected architecture elements and understand potential conflicts that may need to be resolved.
Similar Projects Portfolio	View a portfolio report displaying projects that have at least one architecture element in common with the selected project.

Select...	In Order To...
Similar Projects Gantt	View a Gantt chart displaying projects and their proposed to-be architecture elements that overlap with the selected project in terms of affected architecture elements.
To-Be Architecture Analysis	
 Information Flow Diagram	View a diagram displaying the information flows of all applications associated with the selected object.
 Application Lifecycle	View the lifecycles of the to-be architecture applications proposed in the context of the selected project.
 Business Support Map Report	View and analyze the prescribed business support map for the selected object.
 Aggregated Child Project Information Flow Diagram	View a diagram displaying the information flows of all applications associated with the selected object.
 Aggregated Child Project Application Lifecycle	View the lifecycles of the to-be architecture applications proposed in the context of the child-projects of the selected project.
 Aggregated Child Project Business Support Map Report	View and analyze the prescribed business support map for the selected object.
Affected Deployments	View the application deployments that must be realized for the solution objects assigned to the selected project.

Select...	In Order To...
Resource Management	
 Project Resource Planning	Refine the project execution by specifying the tasks needed to fulfill the skill requests, the organizations or persons needed to provide the skills/resources, and the costs of the requested skills and resources.
Resource Costs	View the costs of the skills and resources requested for the selected project.
Resource Time Tracking	View the amount of work that has been done per person on the tasks associated with the skill requests defined for the selected project.
Affecting Compliance Projects	
Affecting Compliance Projects	Display the compliance projects impacting the selected object.
Configured Reports	
Configured Reports	View and execute the configured reports available to the current user for the selected object class.








Standard Workspaces and Views Available for Project Baselines

The following workspaces and views are displayed in the standard object view available for the object class `Project`, whereby the **Type** attribute = `Baseline`:

Select...	In Order To...
Basic Data	
 Attachments	Attach documents that are relevant to the selected object.
 Evaluation	Evaluate the selected object by means of calculated indicator values.
Structure	
 Sub-Projects	Define subordinate projects for the selected project.
Measure Types	Assign measure types to provide information about the performance of the object in terms of meeting objectives.
Project Baselines	
Project Baseline & Project Comparison Dashboard	View a comparison of how the selected project baseline deviates from the project it was created for.
Finance & Legal	
Project Buckets	Define the buckets that the project is assigned to as well as the allocation of the project's costs to the buckets.

Select...	In Order To...
Read-Only Cost Types	Assign read-only cost types that may not be edited for the selected object.
 Business Case	View and define the business case for the selected project.
 Business Case	View and define the business case for the selected project.
Cost Accrual Report	View the sum total of costs for the selected project including the accumulated costs from the business cases of all subordinate projects.
 Cost Report	View a report displaying the sum of the costs for the business case for the selected project and the sum of the costs of the skill requests of the sub-projects immediately subordinate to the selected project.
 Cost Centers	Assign cost centers to the selected project.
 Cash Out Planning	View and edit the cash out plan for the selected project.
 Benefit Tracking	View and edit the benefits specified for the selected project.
Project Alignment	





Select...	In Order To...
 Impacting Value Nodes	Define which value nodes impact the selected object.
As-Is Architecture Definition	
 Affected Architecture	Define and view the architectural scope of the selected project.
Project Planning	
 Project, Skill Request, and Resource Request Time Schedule	View the time schedule of the selected project and its sub-projects as well as their associated skill requests and further refine the project by defining new sub-projects and skill requests.
 Project, Skill Request, and Resource Request Time Schedule (Gantt)	View the time schedule of the selected project and its sub-projects as well as their associated skill requests and further refine the project by defining new sub-projects and skill requests.
 Project Milestones	Define milestones for the selected project and track the planned target dates.
Providing Persons	Add persons to the selected project that may be specified to provide the skill for the skill request.
To-Be Architecture Definition	



Select...	In Order To...
 To-Be Architecture	Define and plan the to-be architecture for the selected project.
Solution Maps and Application Diagrams	Design and view solution diagrams and define solution maps for the selected project.
To-Be Architecture Analysis	
 Information Flow Diagram	View a diagram displaying the information flows of all applications associated with the selected object.
 Application Lifecycle	View the lifecycles of the to-be architecture applications proposed in the context of the selected project.
 Business Support Map Report	View and analyze the prescribed business support map for the selected object.
 Aggregated Child Project Information Flow Diagram	View a diagram displaying the information flows of all applications associated with the selected object.
 Aggregated Child Project Application Lifecycle	View the lifecycles of the to-be architecture applications proposed in the context of the child-projects of the selected project.
 Aggregated Child Project Business Support Map Report	View and analyze the prescribed business support map for the selected object.


Select...	In Order To...
Affected Deployments	View the application deployments that must be realized for the solution objects assigned to the selected project.

Standard Workspaces and Views Available for Project Scenarios






The following workspaces and views are displayed in the standard object view available for the object class `Project`, whereby the **Type** attribute = `Scenario`:



Select...	In Order To...
Basic Data	
 Mandates	Assign the selected object to a mandate.
 Responsibilities	Define a functional relationship that a user or organization has in relation to the selected object.
 Attachments	Attach documents that are relevant to the selected object.
 Evaluation	Evaluate the selected object by means of calculated indicator values.



Select...	In Order To...
Structure	
 Sub-Projects	Define subordinate projects for the selected project.
Measure Types	Assign measure types to provide information about the performance of the object in terms of meeting objectives.
Project Scenarios	
Project Scenario Merge History	View the history of the project scenarios that have been defined for the selected project.
Project Scenario Comparison Dashboard	View a comparison of the most relevant information about the selected project and its project scenarios.
Finance & Legal	
Project Buckets	Define the buckets that the project is assigned to as well as the allocation of the project's costs to the buckets.
Read-Only Cost Types	Assign read-only cost types that may not be edited for the selected object.
 Business Case	View and define the business case for the selected project.





Select...	In Order To...
 Business Case	View and define the business case for the selected project.
 Cost Report	View a report displaying the sum of the costs for the business case for the selected project and the sum of the costs of the skill requests of the sub-projects immediately subordinate to the selected project.
 Cash Out Planning	View and edit the cash out plan for the selected project.
 Benefit Tracking	View and edit the benefits specified for the selected project.
Contract Deliverables	View and manage all contracts and contract items for which the selected object has been defined as a contract deliverable.
Contract Deliverables Usage	Define the contract deliverables that are consumed by the selected object.
Project Alignment	
 Impacting Value Nodes	Define which value nodes impact the selected object.
As-Is Architecture Definition	

Select...	In Order To...
 Affected Architecture	Define and view the architectural scope of the selected project.
Migrations	Create a new migration for the selected project.
 Business Support Map Report	View and analyze the prescribed business support map for the selected object.
 As-Is Architecture Diagram	Design and view a diagram displaying the as-is architecture defined for the selected project.
ARIS Diagrams	Manage and open links to ARIS diagrams.
Affected Architecture Analysis	
Application Contact List	View a list displaying the contact data of all persons with a role defined for the applications associated with the selected object.
 Application Portfolio	View a portfolio displaying the applications defined in the scope of the selected project.
 Application Lifecycle	View the lifecycles of the applications assigned to the selected project.

Select...	In Order To...
 Information Flow Diagram	View a diagram displaying the information flows of all applications associated with the selected object.
Information Flow Overview	View a report displaying all information flows associated with the selected object.
Architecture Overlap Report	View a report displaying the architecture elements assigned to the selected project that are also impacted by other projects.
Project Planning	
 Project, Skill Request, and Resource Request Time Schedule	View the time schedule of the selected project and its sub-projects as well as their associated skill requests and further refine the project by defining new sub-projects and skill requests.
 Project, Skill Request, and Resource Request Time Schedule (Gantt)	View the time schedule of the selected project and its sub-projects as well as their associated skill requests and further refine the project by defining new sub-projects and skill requests.
 Project Milestones	Define milestones for the selected project and track the planned target dates.
 Resulting Demands	Define new demands that are a result of the selected project in order to request additional changes to the to-be architecture that have become apparent while defining or implementing the project.





Select...	In Order To...
 Project Deliverables	Define the project deliverables to be delivered by the project. Project deliverables are derived from the to-be architecture of the parent project.
Subordinate Projects Dependency Map	Define the dependencies between the subordinate projects of the selected project and other projects of the same project stereotype as the subordinate project. A dependency indicates that the completion of another project is a prerequisite for the selected project.
Associated Enterprise Releases	View, analyze and maintain the enterprise releases that the selected object is associated with.
Providing Organizations	View the organizations configured in skill request templates that can provide a skill as well as define additional organizations that can fulfill the skill requests defined for the selected project.
Providing Persons	Add persons to the selected project that may be specified to provide the skill for the skill request.
To-Be Architecture Definition	
 To-Be Architecture	Define and plan the to-be architecture for the selected project.
Solution Maps and Application Diagrams	Design and view solution diagrams and define solution maps for the selected project.

Select...	In Order To...
Projects Business Comparison	View a report displaying which objects in the business architecture including organizations, business functions, business processes, and business data are impacted by the selected project and another project.
Project Conflict Report	View all architectural conflicts or overlaps that exist between inventory objects and solution objects defined for the selected project and another project.
Project Overlap by Similar Projects	View projects and their proposed to-be architecture elements that overlap with the selected project in terms of affected architecture elements and understand potential conflicts that may need to be resolved.
Similar Projects Portfolio	View a portfolio report displaying projects that have at least one architecture element in common with the selected project.
Similar Projects Gantt	View a Gantt chart displaying projects and their proposed to-be architecture elements that overlap with the selected project in terms of affected architecture elements.
To-Be Architecture Analysis	
 Information Flow Diagram	View a diagram displaying the information flows of all applications associated with the selected object.
 Application Lifecycle	View the lifecycles of the to-be architecture applications proposed in the context of the selected project.

Select...	In Order To...
 Business Support Map Report	View and analyze the prescribed business support map for the selected object.
 Aggregated Child Project Information Flow Diagram	View a diagram displaying the information flows of all applications associated with the selected object.
 Aggregated Child Project Application Lifecycle	View the lifecycles of the to-be architecture applications proposed in the context of the child-projects of the selected project.
 Aggregated Child Project Business Support Map Report	View and analyze the prescribed business support map for the selected object.
Affected Deployments	View the application deployments that must be realized for the solution objects assigned to the selected project.
Configured Reports	
Configured Reports	View and execute the configured reports available to the current user for the selected object class.




Standard Workspaces and Views Available for Project Solutions






The following workspaces and views are displayed in the standard object view available for the object class `Project`, whereby the **Type** attribute = `Solution`:




Select...	In Order To...
Basic Data	
 Mandates	Assign the selected object to a mandate.
 Responsibilities	Define a functional relationship that a user or organization has in relation to the selected object.
Authorized Deputies	Define the authorized deputies that have deputy responsibility for the selected object.
Authorized User Groups	Define the authorized user groups for the selected object.
 Attachments	Attach documents that are relevant to the selected object.
Dynamic Web Links	Use dynamic Web links that are relevant to the selected object to display complementary information in a separate browser window.
 Evaluation	Evaluate the selected object by means of calculated indicator values.
Structure	





Select...	In Order To...
 Sub-Projects	Define subordinate projects for the selected project.
Measure Types	Assign measure types to provide information about the performance of the object in terms of meeting objectives.
Project Baselines	
Project Baselines	Define project baselines for the selected project.
Project & Project Baseline Comparison Dashboard	View a comparison of the most relevant information about the project and a selected project baseline.
Project Baseline & Project Comparison Dashboard	View a comparison of how the selected project baseline deviates from the project it was created for.
Project Scenarios	
Project Scenarios	Design alternative project scenarios for the selected project.
Project Scenario Merge History	View the history of the project scenarios that have been defined for the selected project.
Project Comparison Dashboard	View a comparison of how the selected project deviates from another specified project.





Select...	In Order To...
Project Scenario Comparison Dashboard	View a comparison of the most relevant information about the selected project and its project scenarios.
Finance & Legal	
Read-Only Cost Types	Assign read-only cost types that may not be edited for the selected object.
 Business Case	View and define the business case for the selected project.
 Business Case	View and define the business case for the selected project.
 Cost Report	View a report displaying the sum of the costs for the business case for the selected project and the sum of the costs of the skill requests of the sub-projects immediately subordinate to the selected project.
 Cash Out Planning	View and edit the cash out plan for the selected project.
 Benefit Tracking	View and edit the benefits specified for the selected project.
Contract Deliverables	View and manage all contracts and contract items for which the selected object has been defined as a contract deliverable.

Select...	In Order To...
Contract Deliverables Usage	Define the contract deliverables that are consumed by the selected object.
As-Is Architecture Definition	
 Affected Architecture	Define and view the architectural scope of the selected project.
Migrations	Create a new migration for the selected project.
 Business Support Map Report	View and analyze the prescribed business support map for the selected object.
 As-Is Architecture Diagram	Design and view a diagram displaying the as-is architecture defined for the selected project.
ARIS Diagrams	Manage and open links to ARIS diagrams.
Affected Architecture Analysis	
Application Contact List	View a list displaying the contact data of all persons with a role defined for the applications associated with the selected object.

Select...	In Order To...
 Application Portfolio	View a portfolio displaying the applications defined in the scope of the selected project.
 Application Lifecycle	View the lifecycles of the applications assigned to the selected project.
 Information Flow Diagram	View a diagram displaying the information flows of all applications associated with the selected object.
Information Flow Overview	View a report displaying all information flows associated with the selected object.
Architecture Overlap Report	View a report displaying the architecture elements assigned to the selected project that are also impacted by other projects.
Project Planning	
 Project, Skill Request, and Resource Request Time Schedule	View the time schedule of the selected project and its sub-projects as well as their associated skill requests and further refine the project by defining new sub-projects and skill requests.
 Project, Skill Request, and Resource Request Time Schedule (Gantt)	View the time schedule of the selected project and its sub-projects as well as their associated skill requests and further refine the project by defining new sub-projects and skill requests.

Select...	In Order To...
 Resulting Demands	Define new demands that are a result of the selected project in order to request additional changes to the to-be architecture that have become apparent while defining or implementing the project.
 Project Deliverables	Define the project deliverables to be delivered by the project. Project deliverables are derived from the to-be architecture of the parent project.
Subordinate Projects Dependency Map	Define the dependencies between the subordinate projects of the selected project and other projects of the same project stereotype as the subordinate project. A dependency indicates that the completion of another project is a prerequisite for the selected project.
Associated Enterprise Releases	View, analyze and maintain the enterprise releases that the selected object is associated with.
Providing Organizations	View the organizations configured in skill request templates that can provide a skill as well as define additional organizations that can fulfill the skill requests defined for the selected project.
Providing Persons	Add persons to the selected project that may be specified to provide the skill for the skill request.
Solution Assessment	
 Business Process Model Solutions	Design alternative solutions for the selected project.

Select...	In Order To...
 Solutions Portfolio	View a portfolio report displaying all solutions assigned to the selected project.
 Solutions Overview	View an overview of the expected duration and proposed to-be architecture including new and retired objects of each solution defined for the selected project.
 Solution Business Case Comparison	View a report that compares the costs defined for the business case of all solutions defined for the selected project.
To-Be Architecture Definition	
 To-Be Architecture	Define and plan the to-be architecture for the selected project.
Solution Maps and Application Diagrams	Design and view solution diagrams and define solution maps for the selected project.
Projects Business Comparison	View a report displaying which objects in the business architecture including organizations, business functions, business processes, and business data are impacted by the selected project and another project.
Project Conflict Report	View all architectural conflicts or overlaps that exist between inventory objects and solution objects defined for the selected project and another project.

Select...	In Order To...
Project Overlap by Similar Projects	View projects and their proposed to-be architecture elements that overlap with the selected project in terms of affected architecture elements and understand potential conflicts that may need to be resolved.
Similar Projects Portfolio	View a portfolio report displaying projects that have at least one architecture element in common with the selected project.
Similar Projects Gantt	View a Gantt chart displaying projects and their proposed to-be architecture elements that overlap with the selected project in terms of affected architecture elements.
To-Be Architecture Analysis	
 Information Flow Diagram	View a diagram displaying the information flows of all applications associated with the selected object.
 Application Lifecycle	View the lifecycles of the to-be architecture applications proposed in the context of the selected project.
 Business Support Map Report	View and analyze the prescribed business support map for the selected object.
 Aggregated Child Project Information Flow Diagram	View a diagram displaying the information flows of all applications associated with the selected object.

Select...	In Order To...
 Aggregated Child Project Application Lifecycle	View the lifecycles of the to-be architecture applications proposed in the context of the child-projects of the selected project.
 Aggregated Child Project Business Support Map Report	View and analyze the prescribed business support map for the selected object.
Affected Deployments	View the application deployments that must be realized for the solution objects assigned to the selected project.
Resource Management	
 Project Resource Planning	Refine the project execution by specifying the tasks needed to fulfill the skill requests, the organizations or persons needed to provide the skills/resources, and the costs of the requested skills and resources.
Resource Costs	View the costs of the skills and resources requested for the selected project.
Resource Time Tracking	View the amount of work that has been done per person on the tasks associated with the skill requests defined for the selected project.
Affecting Compliance Projects	
Affecting Compliance Projects	Display the compliance projects impacting the selected object.

Select...	In Order To...
Configured Reports	
Configured Reports	View and execute the configured reports available to the current user for the selected object class.

Chapter 14: Overview of Monitored Contexts

Alfabet allows you to monitor modifications that may occur to different aspects or contexts of objects in an object class. Whenever you define an activity monitor or a date monitor, you must define a context to be monitored in the **Monitored Context** field. The table below provides an overview of some monitored contexts potentially available for activity and date monitors as well as a short description of the monitoring activity. The available attributes to monitor will depend on the value specified in the **Monitor Type** attribute of the monitor.



The monitored contexts available for a monitor type are enabled by your solution designer. For more information about configuring monitor templates, see the section *Configuring Monitors* in the reference manual *Configuring Alfabet with Alfabet Expand*.

Monitored Context	Meaning
[class]	Monitors the selected attributes of specified objects.
[class] - Lifecycle	Monitors the selected attributes of the lifecycle phases associated with the specified objects.
[class] - Information Flows	Monitors the selected attributes of the information flows associated with the specified objects.
[class] - Demands	Monitors the selected attributes of the demands associated with the specified objects.
[class] - Projects	Monitors the selected attributes of the projects associated with the specified objects.
[class] - Business Supports	Monitors the selected attributes of the operational business supports associated with the specified objects.
[class] - Business Support - Lifecycle	Monitors the selected attributes of the lifecycle phases associated with the specified objects' business supports.
[class] - Strategic Business Support	Monitors the selected attributes of the strategic business supports associated with the specified objects.
[class] - Tactical Business Support	Monitors the selected attributes of the tactical business supports associated with the specified objects.

Monitored Context	Meaning
[class] Platform - Components	Monitors the selected attributes of the standard components associated with the specified objects' platform.
[class] Platform - Standard Platforms	Monitors the selected attributes of the standard platforms associated with the specified objects' platform.

Chapter 15: Workflow Diagram Capability

The following tables provide information about the meaning of the attributes and functionalities available for the workflow diagram capability in Alfabet Expand: For more information about how to configure a workflow diagram, see the section *Making the Workflow Capability Available to the User Community* in the reference manual *Configuring Alfabet with Alfabet Expand*.

- [Diagram Menu](#)
- [Edit Menu](#)
- [View Menu](#)
- [Format Menu](#)
- [Diagram Property Window](#)

Diagram Menu

Menu Item	Action
Print	Prints the current diagram.
Print Preview...	Displays a layout of the diagram for preview.
Print Setup...	Opens the dialog box for the print settings.

Edit Menu

Menu Item	Action
Undo	Removes the last action and returns to the previous view. The number of sequential Undo actions is unlimited.
Redo	Recreates the last action that was undone and returns to the previous view.
Cut	Removes the selected diagram element(s) and saves it to a clipboard. If necessary, the diagram element can be pasted somewhere else in the diagram.

Menu Item	Action
Copy	Copies graphic element(s) to a clipboard. Only graphic elements can be copied in the diagram.
Paste	Adds selected graphic element(s) saved to the clipboard to a selected location in the diagram.
Delete	Deletes selected database object(s) or graphic element(s) from the diagram. In the case of a database object, you can choose to either delete the object graphically or delete the database object from the database.
Copy as Graphics	Allows the copying of a diagram into a Microsoft® Office® environment.

View Menu

Menu Item	Action
Zoom In	Increases the size of the view.
Zoom Out	Decreases the size of the view.
Fit to Window	Adjusts the diagram to the size of the screen.
Zoom...	Calls up the Zoom dialog box in order to define the zoom values.

Format Menu

Menu Item	Option	Action
Align		Adjusts the orientation of the selected object according to the graphic.
Align > Horizontal	No change	The currently selected objects will not be changed on the horizontal line.
	Left sides	All selected objects are left-aligned according to the selected object closest to the left edge of the diagram.
	Centers	All selected objects are horizontally centered.
	Right sides	All selected objects are right-aligned according to the selected object closest to the right edge of the diagram.
	Space equally	The distance between the selected objects is equal.
Align > Vertical	Center in diagram	The selected object will be placed in the middle of the diagram without changing its horizontal line.
	No change	No change should be made to the vertical alignment.
	Tops	All selected objects are top-aligned according to the selected object closest to the top edge of the diagram
	Middles	All selected objects are center-aligned according to average middle axis.
	Bottoms	All selected objects are bottom-aligned according to the selected object closest to the bottom edge of the diagram
	Space equally	The distance between the selected objects is equal.
	Center in diagram	The selected object will be placed in the middle of the diagram without changing its vertical line

Menu Item	Option	Action
Size		Adjusts the size of the selected object according to the graphic.
Size > Width	No change	The width of the currently selected objects will not be changed.
	Shrink to smallest	The width of the selected objects is based on the object smallest in width.
	Grow to largest	The width of the selected objects is based on the object largest in width.
	Width	Enter a size in mm to define the width of the selected objects.
Size > Height	No change	The height of the currently selected objects will not be changed.
	Shrink to smallest	The height of the selected objects is based on the object smallest in height.
	Grow to largest	The height of the selected objects is based on the object largest in height.
	Height	Enter a size in mm to define the height of the selected objects.

Diagram Property Window

Property	Options	Action
Attributes		Click the + symbol to expand the table and display the attributes defined below.
	Center Connection	Enter <code>True</code> if the end points of connection items should be determined by the user via the drag-and-drop action. Enter <code>False</code> if the end points of connection items should always be drawn from the center of one diagram object to the center of the other diagram object.
	Draw Grid	Enter <code>True</code> if a grid should be displayed. Enter <code>False</code> if a grid should not be displayed. The grid version can be defined in the attribute Grid Mode . This attribute is only applicable in the context of designing the diagram. The grid is not displayed in the diagram view in Alfabet.
	Elbowed Connection	Enter <code>True</code> if the connection items (information flows, sequence flows, etc.) should be drawn as an elbow line (with 90° angle). Enter <code>False</code> if the connection items should be created as a straight line.
	Grid Mode	Enter <code>True</code> if the grid should be displayed as grid lines. Enter <code>False</code> if the grid should be displayed as grid points. This attribute is only applicable in the context of designing the diagram. The grid is not displayed in the diagram view in Alfabet.
	Hor. Grid Size	Enter an integer to determine the horizontal grid size used in millimeters. This attribute is only applicable in the context of designing the diagram. The grid is not displayed in the diagram view in Alfabet.
	Rulers	Enter <code>True</code> if a rulers should be displayed. Enter <code>False</code> if rulers should not be displayed. This attribute is only applicable in the context of designing the diagram. The grid is not displayed in the diagram view in Alfabet.
	Ver. Grid Size	Enter an integer to determine the vertical grid size used in millimeters.
	View Print Layout	Enter <code>True</code> to apply the print layout to the diagram. The margins as well as header/footer are greyed out. Enter <code>False</code> if the print layout should not be applied to the diagram.

Property	Options	Action
Format		<p>Enter one of the following attributes to determine the paper format to be used as the default for diagrams. Permissible options are:</p> <ul style="list-style-type: none"> A4 210x297: Standard A4 paper size A3 297x420: Standard A3 paper size A2 420x594: Standard A2 paper size A1 594x840: Standard A1 paper size A0 840x1186: Standard A0 paper size Letter: US Letter paper size (216x279 cm or 8.5x11 in) Legal: US Legal paper size (216x356 cm or 8.5x14 in) 11x17: US 11x17 paper size (279x432 cm) Custom Format: If you select this format, you must define the Height and Width attributes
Height		Displays the height of the diagram. This field can only be edited if you have defined Custom Format for the Format attribute.
Land- scape		Enter <code>True</code> if the diagram should use the specified paper size in landscape mode. Enter <code>False</code> if the diagram should use the specified paper size in portrait mode.
Lock Toolbox Item		Enter <code>True</code> if the mouse pointer icon should continue to represent the item selected in the toolbar (for example, Application) until a different item is selected in the toolbar. Enter <code>False</code> if the mouse pointer icon should revert back to the pointer tool upon completion of every interaction.
Print At- tributes	Click the + symbol to expand the table and display the attributes defined below.	
	Bottom Margin	<p>Enter an integer to determine the applicable bottom margin in millimeters.</p> <p>This attribute is only applicable in the context of designing the diagram. The grid is not displayed in the diagram view in Alfabet.</p>
	Footer Margin	Enter an integer to determine the applicable footer margin (for example, the margin between the footer and the main diagram) in millimeters.

Property	Options	Action
		This attribute is only applicable in the context of designing the diagram. The grid is not displayed in the diagram view in Alfabet.
	Header Margin	<p>Enter an integer to determine the applicable header margin (for example, the margin between the header and the main diagram) in millimeters.</p> <p>This attribute is only applicable in the context of designing the diagram. The grid is not displayed in the diagram view in Alfabet.</p>
	Left Margin	<p>Enter an integer to determine the applicable left margin in millimeters.</p> <p>This attribute is only applicable in the context of designing the diagram. The grid is not displayed in the diagram view in Alfabet.</p>
	Print Physical Mode	Enter <code>True</code> to apply the margin definition to the diagram. The printed image will include all areas that do not belong to the margin definition. Enter <code>False</code> if the margin definition should not be applied to the diagram.
	Print Scale	Enter an integer to determine the scaling factor that should be applied to the diagram when printing. This attribute lets you shrink a large diagram so that it fits in the print page.
	Repeat Footer	<p>Enter one of the following attributes to determine how the header should be applied to the various pages of the printed diagram. Options include:</p> <ul style="list-style-type: none"> • EveryPage: Header is applied to every page of the printed output. • ButFirstPage: Header is applied to every but the first page of the printed output. • FirstPage: Header is only applied to the first page of the printed output. • None: Header does not apply to the printed output.
	Repeat Header	<p>Enter one of the following attributes to determine how the footer should be applied to the various pages of the printed diagram. Options include:</p> <ul style="list-style-type: none"> • EveryPage: Footer is applied to every page of the printed output. • ButFirstPage: Footer is applied to every but the first page of the printed output. • FirstPage: Footer is only applied to the first page of the printed output. • None: Footer does not apply to the printed output.

Property	Options	Action
	Right Margin	<p>Enter an integer to determine the applicable right margin in millimeters.</p> <p>This attribute is only applicable in the context of designing the diagram. The grid is not displayed in the diagram view in Alfabet.</p>
	Top Margin	<p>Enter an integer to determine the applicable top margin in millimeters.</p> <p>This attribute is only applicable in the context of designing the diagram. The grid is not displayed in the diagram view in Alfabet.</p>
Width		<p>Displays the width of the diagram. This field can only be edited if you have defined Custom Format for the Format attribute.</p>

INDEX

access permission	
object class inheritance	69
acknowledgement	
login	306
ActivationEmailNewPassword	211
ActivationEmailURLLink	211
Active View Tab Foreground Color	320
Active View Tab Underline Color	321
Active View Tab Underline Height	321
activity monitor	
monitored context	358
Alfabot	
Intent Style	277
Options Style	277
AlfaBot	
poisiton	294
skin configuration	312
AlfaDocCategory	157
Allow Multiline Matrix Item Caption	311
AppGroupType	158
Application Font	277
Application Font Fallback	277
application group types	158
ASMT_ORG_Application	258
ASMT_ORG_Artifact	266
ASMT_ORG_BusinessProcess	259
ASMT_ORG_Change	267
ASMT_ORG_Demand	259
ASMT_ORG_Goal	260
ASMT_ORG_ICTObject	261
ASMT_ORG_Map	261
ASMT_ORG_MarketProduct	262
ASMT_ORG_Organization	262
ASMT_ORG_Project	263
ASMT_ORG_Solution	264
ASMT_ORG_Strategic_TacticalBS	265
ASMT_ORG_Strategy	264
ASMT_ORG_VirtualOrganization	265

ASMT_PROC_Application	268, 273
ASMT_PROC_BusinessProcess	269
ASMT_PROC_Change	274
ASMT_PROC_Component	270
ASMT_PROC_Demand	270
ASMT_PROC_Map	271
ASMT_PROC_Organization	272
ASMT_PROC_Project	272
ASMT_PROC_Strategic_TacticalBS	273
assignment	
object classes	69
AssignmentNew	213
AssignmentNoteCreated	214
AssignmentReassigned	215
AssignmentReminderNotification	216
AssignmentsReturned	217
AssignmentStatusChanged	218
attachment	
configuring document category	157
attributes	
text templates	207
Attributes Group Caption Font	294
audit	
configurable object classes	69
Automated Assistant	
skin configuration	312
automated help assistant	
height	294
position	294
width	294
Automatically Reduce Height	296
barrier-free	
explorers	299
login page	302
menu buttons	289
mouse over	287
select action color	287
TAB key	286
tabs	320
tabular dataset	296
user interface	276
Bookmark menu button	290
Bookmarks for Current View menu button	290

broadcast message button	300
broadcast message window	
position	294
business data attribute	
cardinality	159
type	159
BusinessDataAttributeCardinality	159
BusinessDataAttributeType	159
Button Background Color Drop-Down	289
button color	289
Button Image	
Bookmark	290
Bookmarks for Current View	290
Designers	290
Help	290
Home	290
Meta-Model	290
User	290
button opacity	299
Buttons Full Opacity	299
capability	
object class	9
package	9
category	
configuring for documents	157
Center Connection	364
Chart Views button	
content	203
class key	128
classification of demand	161
Close Window Button Image	312
Cockpit Contained Objects Behavior	296
Collapsible Group Box Caption Font Color	278
Collapsible Group Box Frame Font Color	278
color	

button	276
dataset header	296
dataset rows	296
editor field help	301
explorers	299
Gantt chart header	296
interface element	276
login page	302
message boxes	308
mouse over	287
popup windows	310
tabs	320
user interface	277
Common Container Skin	300
Common View Controls Skin	300
compliance	
configuring damage potential enum	164
configuring probability enum	164
component test result	159
component test type	159
ComponentTestResult	159
ComponentTestType	159
configured report	
chart views	203
navigation object classes	69
standard report views	203
connection	
in workflow diagram	364
ConsistencyMonitorDefault	246
ConsistencyMonitorMail	247
contract deliverable unit	159
ContractDeliverableUnit	159
ContractDependencyType	160
ContractPaymentType	160
Control Hints Window Skin	301
custom diagram view type	160
custom logo	306
CustomDiagramViewType	160
damage potential	
configuring enum	164
data retention policy	

access	160
archival rule	160
encryption level	161
retention time	161
storage	161
dataset	
visualization	296
dataset header	
color	296
date monitor	
monitored context	358
DemandClassification	161
DemandPriority	161
dependency type	160
deputy	
available object classes	69
Designers menu button	290
diagram	
selection handles	289
diagram menu	
workflow diagram capability	360
diagram property menu	
workflow diagram capability	364
diagram view type	
custom	160
discussion group	
configurable object classes	69
DiscussionGroupType	162
document	
available object classes	69
document category	157
DomainType	162
Draw Grid	364
Drop-Down Sign Image	290
DRP_Access	160
DRP_ArchivalRule	160
DRP_EncryptionLevel	161
DRP_Storage	161
DRP_Time	161
DSC_ActivationStandard	240
DSC_ContributionNotification	241
Edit button	169

edit menu	
workflow diagram capability	360
editor	
preconfigured for page iew	169
editor field help	
color	301
font	301
Editor Help Control Caption Font	294
Editor Rendering Options	277
editor tab	
barrier-free	320
Elbowed Connection	364
email notification	207
EnvironmentDefClasses	162
Error Dialog Background Color	308
Error Dialog Foreground Color	308
Expiration Page Image	306
explorer	
barrier-free	299
visualization	299
FAQ Bot	
position	294
skin configuration	312
feedback bot	
skin configuration	312
Feedback_ContactUs_Type	
enumeration	165
FeedbackBot_ContactForm	255
FeedbackBot_SpecificFeedback	255
floating toolbar	
opacity	299
Flow Panel Presentation Object Caption Font	294
Fly-In Background	313
Focus Background Color	280
Focus Foreground Color	280
Focus Outline Color	281
Focus Outline Line Style	281
Focus Outline Line Width	281
font	
editor field help	301
user interface	277
Format	365

format menu	
workflow diagram capability	362
full-text search	
configurable object classes	69
Gantt chart header	
color	296
Global Search Style	291
grid	
in workflow diagram	364
Grid Mode	364
GUI scheme	
in-line editing	284
guide view tab	
barrier-free	320
Help button	290
history tracking	
configurable object classes	69
Home menu	290
Hor. Grid Size	364
Hover Background Color	296
Hover Text Color	297
ICT object request clasification	
configuring enum	164
ICT object request object type	
configuring enum	164
ICT object request priority	
configuring enum	164
Info Dialog Background Color	308
Info Dialog Foreground Color	309
info message	
color	308
in-line editing	
GUI scheme	284
interface	
color	277
font	277
Interface Control Hint Icon	278
interface element	
color	276
ITMapNoteCreated	243
landscape	365
lifecycle definition	

configurable object classes	69
Link Foreground Color	282
Lock Toolbox Item	365
login	
acknowledgement	306
usage terms	306
Login Alias Name Color	302
Login Color	
Please Log In	303
Welcome	303
login page	
color	302
main Focus Text Color	297
mandate	
configurable object classes	69
matrix	
selection handles	289
Max. Width Gantt Dataset	311
menu	
workflow diagram capability	360
Menu Item Image	
Create Bookmarks	291
Edit Splash Screen	291
Mail Express View	291
Show Bookmarks	291
Meta-Model menu button	290
monitored context	358
MonitorObjectChanged	250
MonitorObjectCountdownReview	251
MonitorObjectDateAlert	252
MonitorObjectNotChanged	253
mouse over	
color	287
My Last Event Feedback	
position	294
Navigate button	169
navigation	
from page view	169
Navigation Menu Background Color	282
Navigation Menu Boundary Line Color	282
Navigation Menu Boundary Line Width	282
Navigation Menu Foreground Color	283

Navigation Menu Mouse Over Foreground Color	283
Navigation Menu Top Item Background Color Drop-Down Shown	283
Navigation Menu Top Item Foreground Color Drop-Down Shown	283
Notch Background	313
notification	
text template attributes	207
NotificationMonitorDefault	249
object class	
assignment	69
capability	9
chart views	203
class key	128
deputy	69
discussion	69
document	69
history tracking	69
inherits access rights	69
lifecycle	69
mandate	69
navigable from report	69
object state	69
release status	69
searchable	69
standard reports	203
stereotype	69
uer group	69
uniqueness constraints	128
web link	69
wizard	69
workflow base class	69
object state	
configurable object classes	69
ObjectChangeDefaultResponsible	275
OperationParameterType	163
page view	
preconfigured editor	169
preconfigured navigation	169
Panel Background Color	292
Panel Foreground Color	292
payment type	160
PersonAvailabilityState	163
Placeholders Text Color	283
Preserve Layout in Group Boxes	278
Prevent In-Line Editing in Object Views	

GUI scheme	284
Preview Property Caption Font	295
Primary Application Font Color	284
Primary Button Skin	300
PrincipleType	163
Print Attributes	365
Print Physical Mode	366
Print Scale	366
priority of demand	161
PRJG_Type	163
Probability	164
product logo	306
project group type	
configuring	163
ProjectDependencyType	163
protected enumeration	

AlfaDocCategory	157
AppGroupType	158
BusinessDataAttributeCardinality	159
BusinessDataAttributeType	159
ComponentTestResult	159
ComponentTestType	159
ContractDeliverableUnit	159
ContractDependencyType	160
ContractPaymentType	160
CustomDiagramViewType	160
DemandClassification	161
DemandPriority	161
DiscussionGroupType	162
DomainType	162
DRP_Access	160
DRP_ArchivalRule	160
DRP_EncryptionLevel	161
DRP_Storage	161
DRP_Time	161
EnvironmentDefClasses	162
Feedback_ContactUs_Type	165
OperationParameterType	163
PersonAvailabilityState	163
PrincipleType	163
PRJG_Type	163
Probability	164
ProjectDependencyType	163
RQICTO_Classification	164
RQICTO_Priority	164
RQICTO_RequestedObjectTypes	164
ServiceProductGroupType	164
TimeSeriesGroup	164
quality widget	
skin configuration	312
Question Dialog Background Color	309
Question Dialog Foreground Color	309
release status	
configurable object classes	69
request ICT object classification	
configuring enum	164
request ICT object object type	
configuring enum	164
request ICT object priority	
configuring enum	164
RQICTO_Classification	164
RQICTO_Priority	164

RQICTO_RequestedObjectTypes	164
Rulers	364
Scrollbar Thumb Color	285
search	
configurable object classes	69
Search Field Background Color	291
Search Field Border Color	291
Search Field Foreground Color	291
Search Field Icon	291
Secondary Application Font Color	285
Secondary Button Skin	300
Secondary Window Skins	312
Selected Node Background Color	299
Selection Background Color	297
Selection Key Focus Background Color	298
service product group type	164
ServiceProductGroupType	164
Show Bookmark Tree in Menu	292
Show Hint In-Line	278
Slide-In Button Image	314
Slide-In Toobar	318
Stack Layout Type	279
stereotype	
configurable object classes	69
Sub-Menu Item Background Color	285
Sub-Menu Item Foreground Color	286
Sub-Menu Item Key Select Background Color	286
Sub-Menu Item Key Select Foreground Color	286
Sub-Menu Item Mouse Over Background Color	287
Sub-Menu Item Mouse Over Foreground Color	287
Sub-Menu Item Select Background Color	287
Tab Bottom Paddings	288
tabular dataset	
barrier-free	296
technical environment classes	162
Text Input Controls Foreground Color	288
text template	

ActivationEmailNewPassword	211
ActivationEmailURLLink	211
ASMT_ORG_Application	258
ASMT_ORG_Artifact	266
ASMT_ORG_BusinessProcess	259
ASMT_ORG_Change	259, 267
ASMT_ORG_Goal	260
ASMT_ORG_ICTObject	261
ASMT_ORG_Map	261
ASMT_ORG_MarketProduct	262
ASMT_ORG_Organization	262
ASMT_ORG_Project	263
ASMT_ORG_Solution	264
ASMT_ORG_Strategic_TacticalBS	265
ASMT_ORG_Strategy	264
ASMT_ORG_VirtualOrganization	265
ASMT_PROC_Application	268, 273
ASMT_PROC_BusinessProcess	269
ASMT_PROC_Change	274
ASMT_PROC_Component	270
ASMT_PROC_Demand	270
ASMT_PROC_Map	271
ASMT_PROC_Organization	272
ASMT_PROC_Project	272
ASMT_PROC_Strategic_TacticalBS	273
AssignmentNew	213
AssignmentNoteCreated	214
AssignmentReassigned	215
AssignmentReminderNotification	216
AssignmentsReturned	217
AssignmentStatusChanged	218
ConsistencyMonitorDefault	246
ConsistencyMonitorMail	247
DSC_ActivationStandard	240
DSC_ContributionNotification	241
FeedbackBot_ContactForm	255
FeedbackBot_SpecificFeedback	255
ITMapNoteCreated	243
MonitorObjectChanged	250
MonitorObjectCountdownReview	251
MonitorObjectDateAlert	252
MonitorObjectNotChanged	253
NotificationMonitorDefault	249
ObjectChangeDefaultResponsible	275
WorkflowChangeOwner	222
WorkflowActivityNew	220
WorkflowFinished	224
WorkflowPaused	226

WorkflowReminder	228
WorkflowResumed	230
WorkflowStepDelegated	232
WorkflowStepEscalated	234
WorkflowStepRefused	237
text template attributes	207
text templates	
attributes	207
Third-Party Service Data Security Warning	289
TimeSeriesGroup	
enumeration	164
uniqueness constraints	128
usage terms	
login	306
Usage Terms Acknowledgement Options	306
user event feedback	
skin configuration	312
User Events Feedback	
position	294
user group	
available object classes	69
user interface	
barrier-free	276
color	277
font	277
User menu button	290
View Tab Foreground Color	322
Ver. Grid Size	364
view menu	
workflow diagram capability	361
View Print Layout	364
View Sub-Caption Font Color	295
Visual Selection Layout	289
Warning Dialog Background Color	309
Warning Dialog Foreground Color	310
warning message	
color	308
web link	
available object classes	69
configuring document category	157
Window Header Background Color	310
Window Header Foreground Color	310
wizard	

configurable object classes	69
wizard tab	
barrier-free	320
word cloud report	
selection handles	289
WorkflowChangeOwner	222
workflow diagram	
aligning objects	362
copy and paste	360
deleting	360
diagram menu	360
diagram property menu	364
edit menu	360
format menu	362
formatting connections	364
grid	364
resizing	361, 362
undo	360
view menu	361
WorkflowActivityNew	220
WorkflowActivityRefuse	237
WorkflowFinished	224
WorkflowPaused	226
WorkflowReminder	228
WorkflowResumed	230
WorkflowStepDelegated	232
WorkflowStepEscalated	234
Workspace Caption Font	295